

WEZESHA BINTI PROJECT:
CONSTRUCTION OF DORMITORIES AND SWASH AT KIGOMA REGION.

FINAL DRAWINGS

CLIENT :

MINISTRY OF EDUCATION, SCIENCE & TECHNOLOGY,
Government City
Mtumba Area - Afya Street
P.O. Box 1040479
Dodoma, Tanzania.
info@moe.go.tz

DONOR:

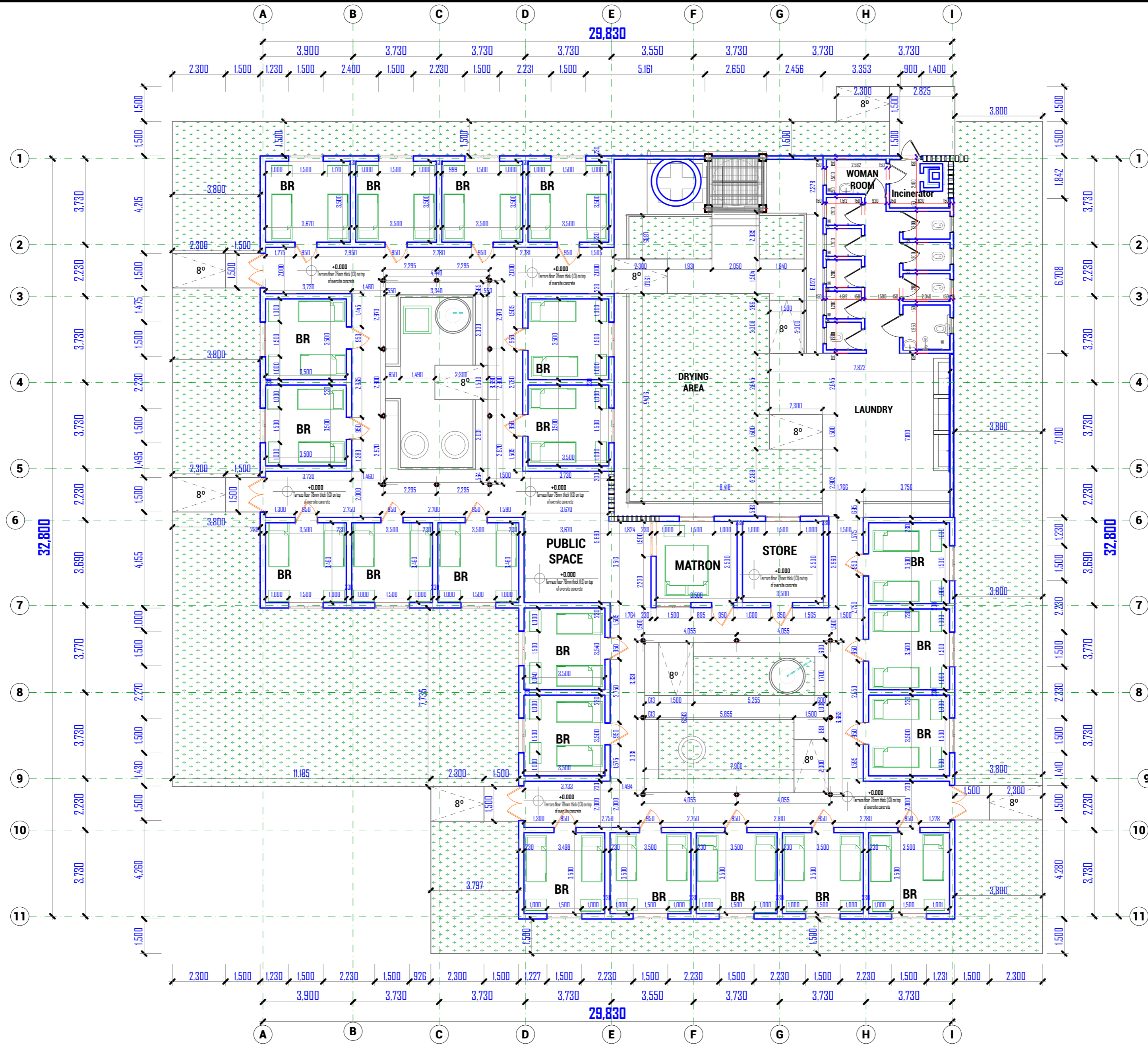
Enabel 
WEZESHA BINTI, ENABEL,
Belgian Development Agency,
P.O. Box 24, Kigoma,
Tanzania.

CONSULTANT :


PEAKEY INTERNATIONAL CONSULTING
ENGINEERING
Consulting Excellence
Peakey International Consulting
Engineering Co. Ltd

H O S T E L B U I L D I N G

CAPACITY FOR 84 - STUDENTS



FLOOR PLAN
CAPACITY 84 GIRLS



WEZESHA BINTI PROJECT:
CONSTRUCTION OF DORMITORIES AND SWASH
AT KIGOMA REGION.

| | |
|-----------------|------------|
| District | Kigoma MC |
| | Kigoma DC |
| | Kasulu TC |
| | Kasulu DC |
| | Kibondo DC |

| | |
|-------------------|---|
| Client | MINISTRY OF EDUCATION, SCIENCE & TECHNOLOGY |
| Supervisor | REGIONAL ENGINEER RAS OFFICE - KIGOMA |
| Donor | WEZESHA BINTI, ENABEL, Belgian Development Agency P.O. Box 24 Kigoma, Tanzania |

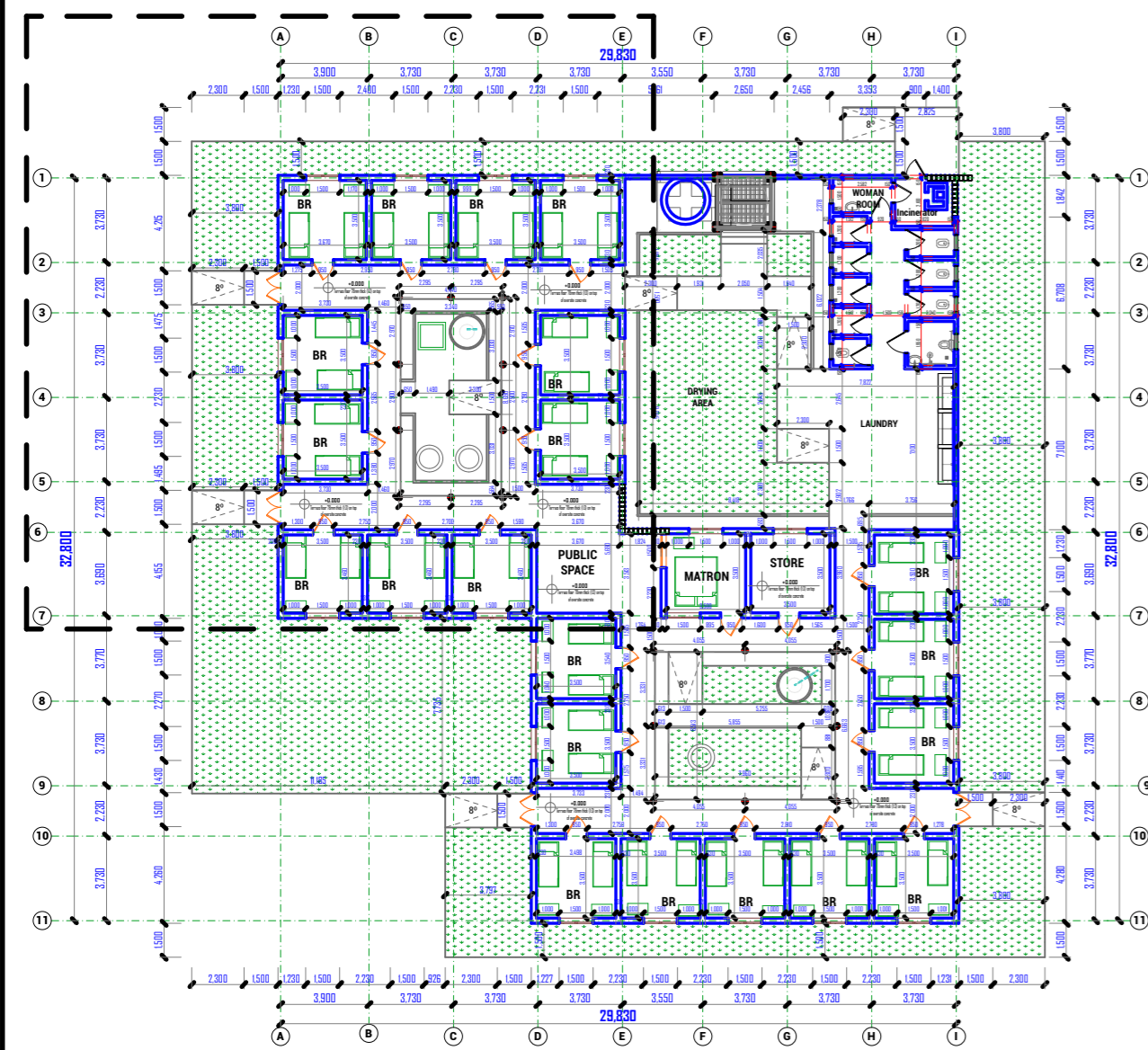
Consultant:



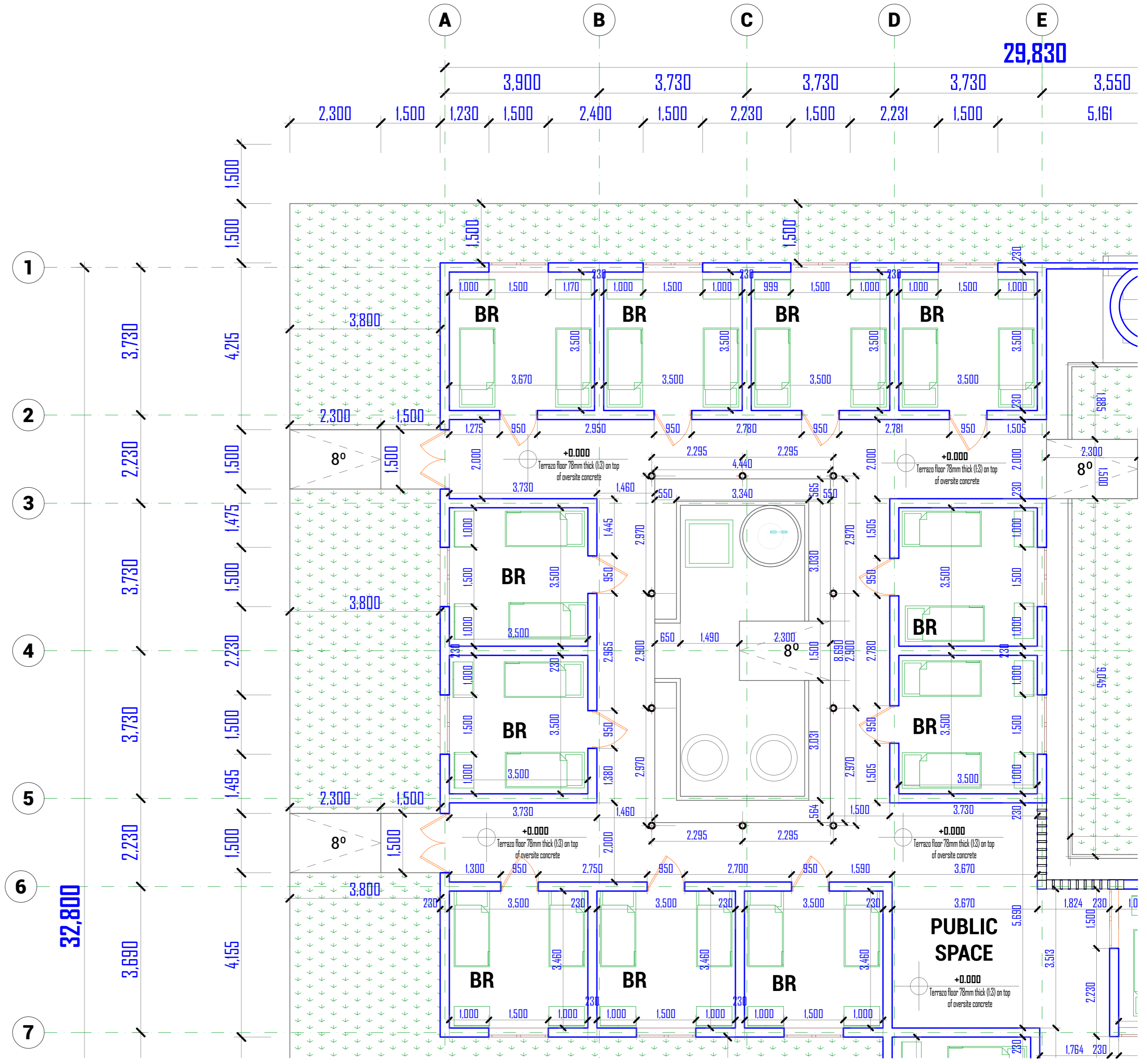
PEAKEY INTERNATIONAL CONSULTING
ENGINEERING
Consulting Excellence

| |
|--|
| GENERAL NOTES: |
| 1. All dimensions are in mm |
| 2. Depth of foundation may change due to subsoil condition |
| 3. Scale : Not to scale |
| BUILDING TYPE: 88 - Students Hostel Building |

| | |
|-----------------------|----------------------|
| Drawing Title | FLOOR PLAN |
| Date | October,2024 |
| Scale | 1:130 |
| Drawn by | PEAKEY INTERNATIONAL |
| Checked by | |
| Drawing Number | ENABEL/ARCH/DWG009 |



FLOOR PLAN
CAPACITY: 84 GIRLS



WEZESHA BINTI PROJECT:
CONSTRUCTION OF DORMITORIES AND SWASH
AT KIGOMA REGION.

District

- Kigoma MC
- Kigoma DC
- Kasulu TC
- Kasulu DC
- Kibondo DC

| | |
|-------------------|---|
| Client | MINISTRY OF EDUCATION, SCIENCE & TECHNOLOGY |
| Supervisor | REGIONAL ENGINEER RAS OFFICE - KIGOMA |
| Donor | WEZESHA BINTI, ENABEL, Belgian Development Agency P.O. Box 24 Kigoma, Tanzania |

Consultant:

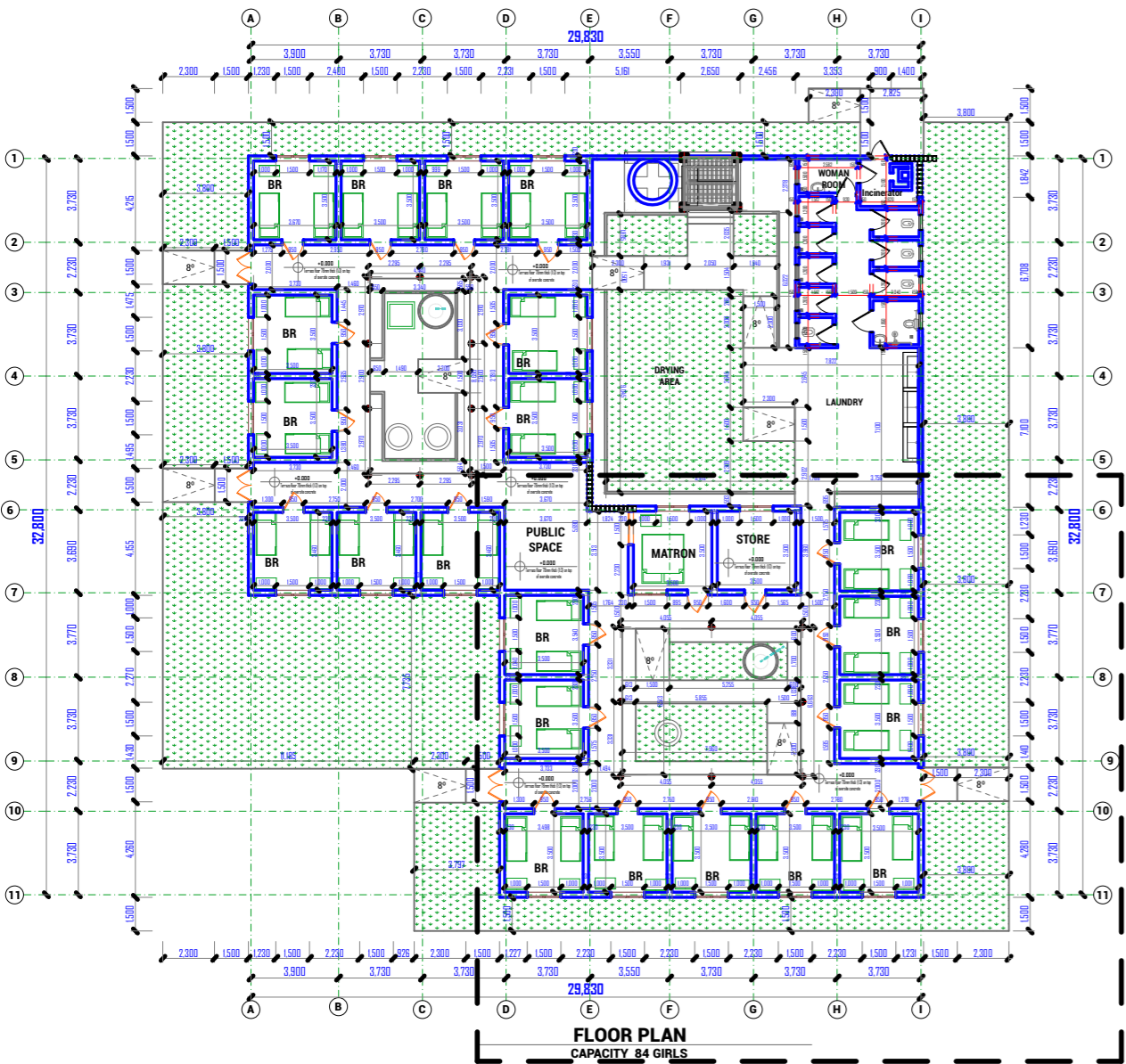
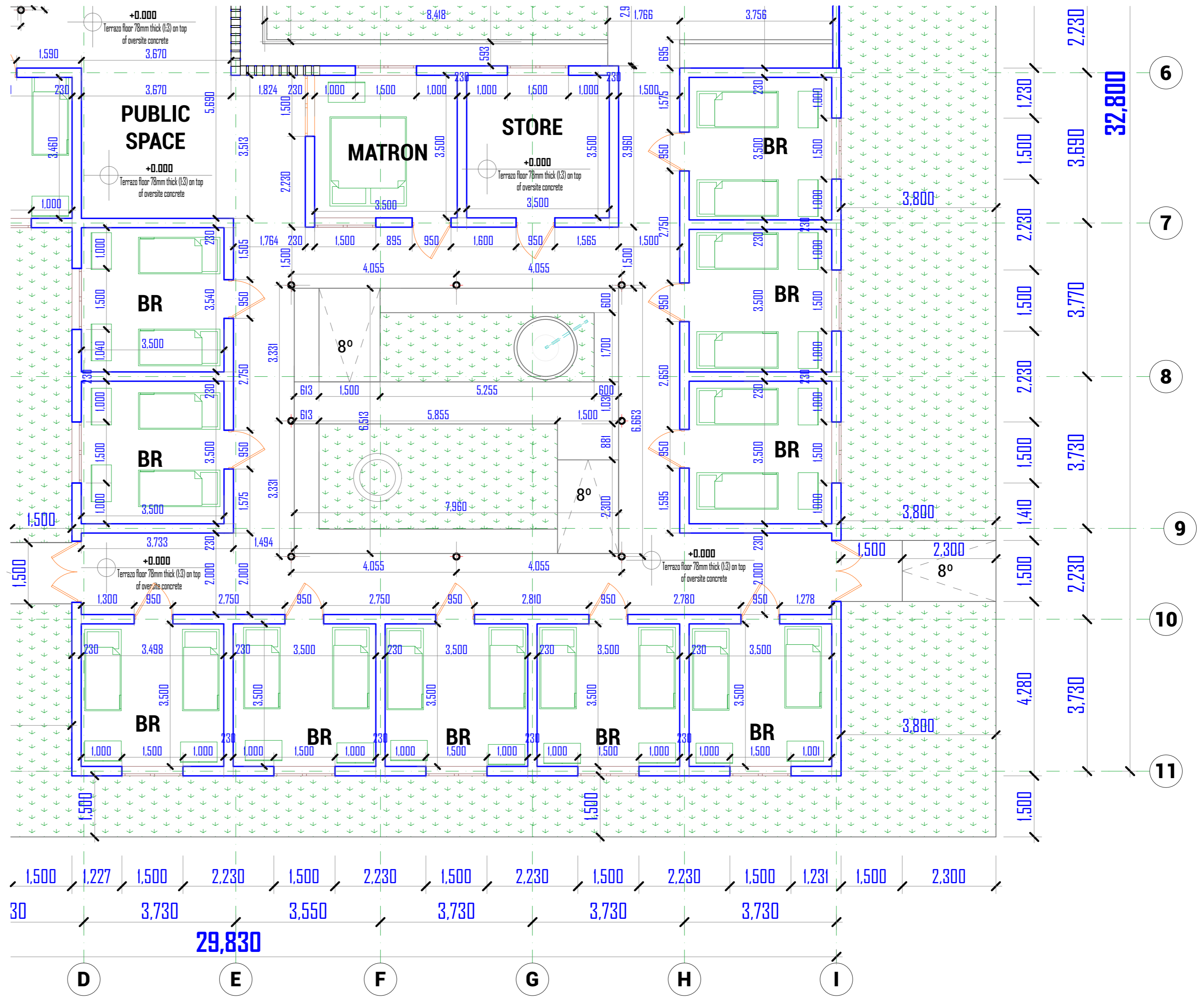


GENERAL NOTES:

1. All dimensions are in mm
2. Depth of foundation may change due to subsoil condition
3. Scale : Not to scale

BUILDING TYPE: 88 - Students Hostel Building

| | |
|-----------------------|----------------------|
| Drawing Title | FLOOR PLAN A |
| Date | October, 2024 |
| Scale | 1:75, 1:300 |
| Drawn by | PEAKEY INTERNATIONAL |
| Checked by | |
| Drawing Number | ENABEL/ARCH/DWG010 |



FLOOR PLAN CAPACITY 84 GIRLS



WEZESHA BINTI PROJECT:
CONSTRUCTION OF DORMITORIES AND SWASH
AT KIGOMA REGION.

District

Kigoma MC
Kigoma DC
Kasulu TC
Kasulu DC
Kibondo DC

Client

MINISTRY OF EDUCATION, SCIENCE &
TECHNOLOGY

Supervisor

REGIONAL ENGINEER RAS OFFICE - KIGOMA

Donor

WEZESHA BINTI, ENABEL, Belgian Development Agency
P.O. Box 24 Kigoma, Tanzania

Consultant:



GENERAL NOTES:

1. All dimensions are in mm
2. Depth of foundation may change due to subsoil condition
3. Scale : Not to scale

BUILDING TYPE: 88 - Students Hostel Building

Drawing Title

FLOOR PLAN B

Date

October, 2024

Scale

1:300, 1:75

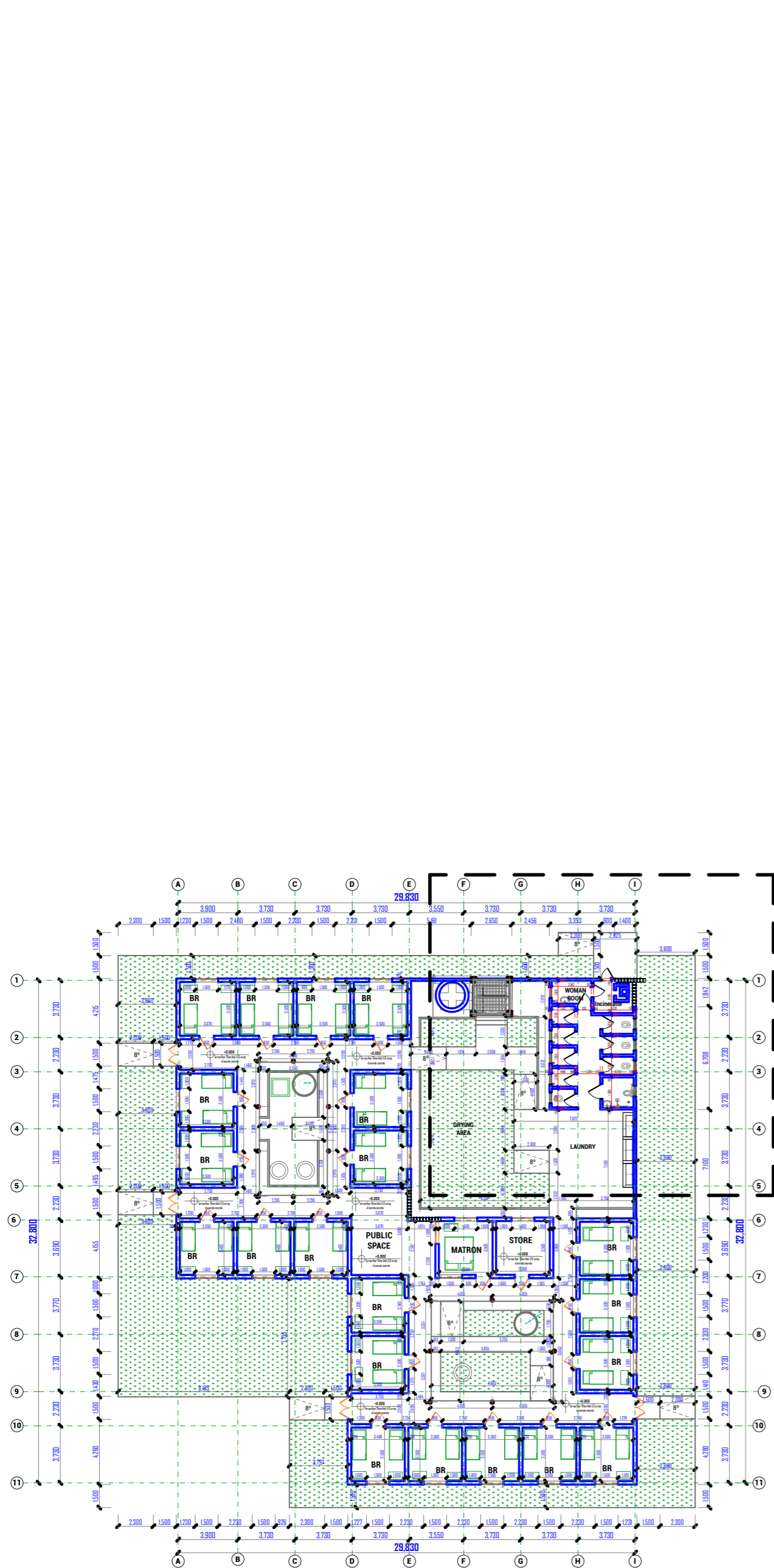
Drawn by

PEAKEY INTERNATIONAL

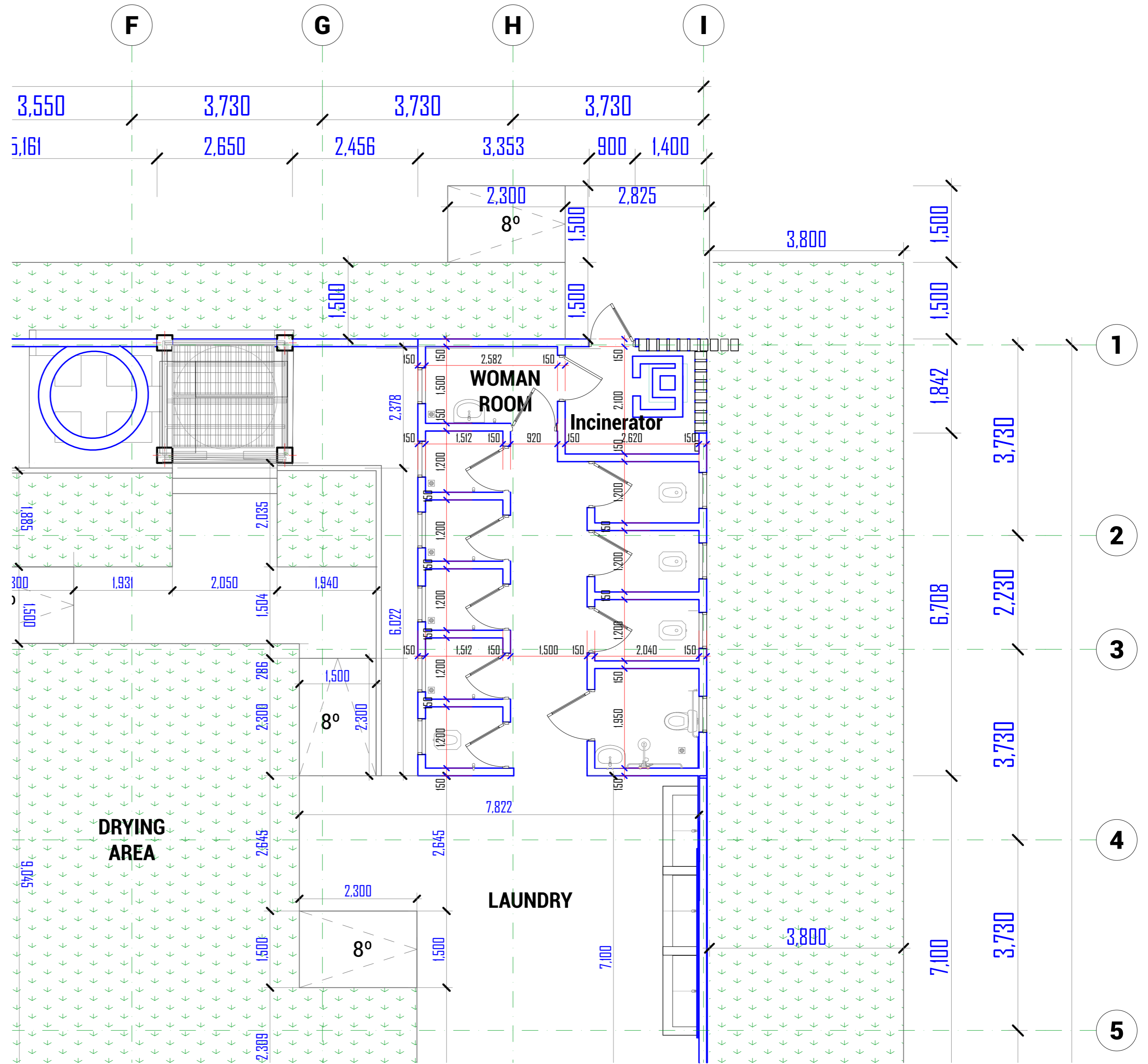
Checked by

Drawing Number

ENABEL/ARCH/DWG011



FLOOR PLAN
CAPACITY 84 GIRLS



Enabel
WEZESHA BINTI PROJECT:
CONSTRUCTION OF DORMITORIES AND SWASH
AT KIGOMA REGION.

| | |
|-----------------|------------|
| District | Kigoma MC |
| | Kigoma DC |
| | Kasulu TC |
| | Kasulu DC |
| | Kibondo DC |

| | |
|-------------------|---|
| Client | MINISTRY OF EDUCATION, SCIENCE & TECHNOLOGY |
| Supervisor | REGIONAL ENGINEER RAS OFFICE - KIGOMA |
| Donor | WEZESHA BINTI, ENABEL, Belgian Development Agency P.O. Box 24 Kigoma, Tanzania |

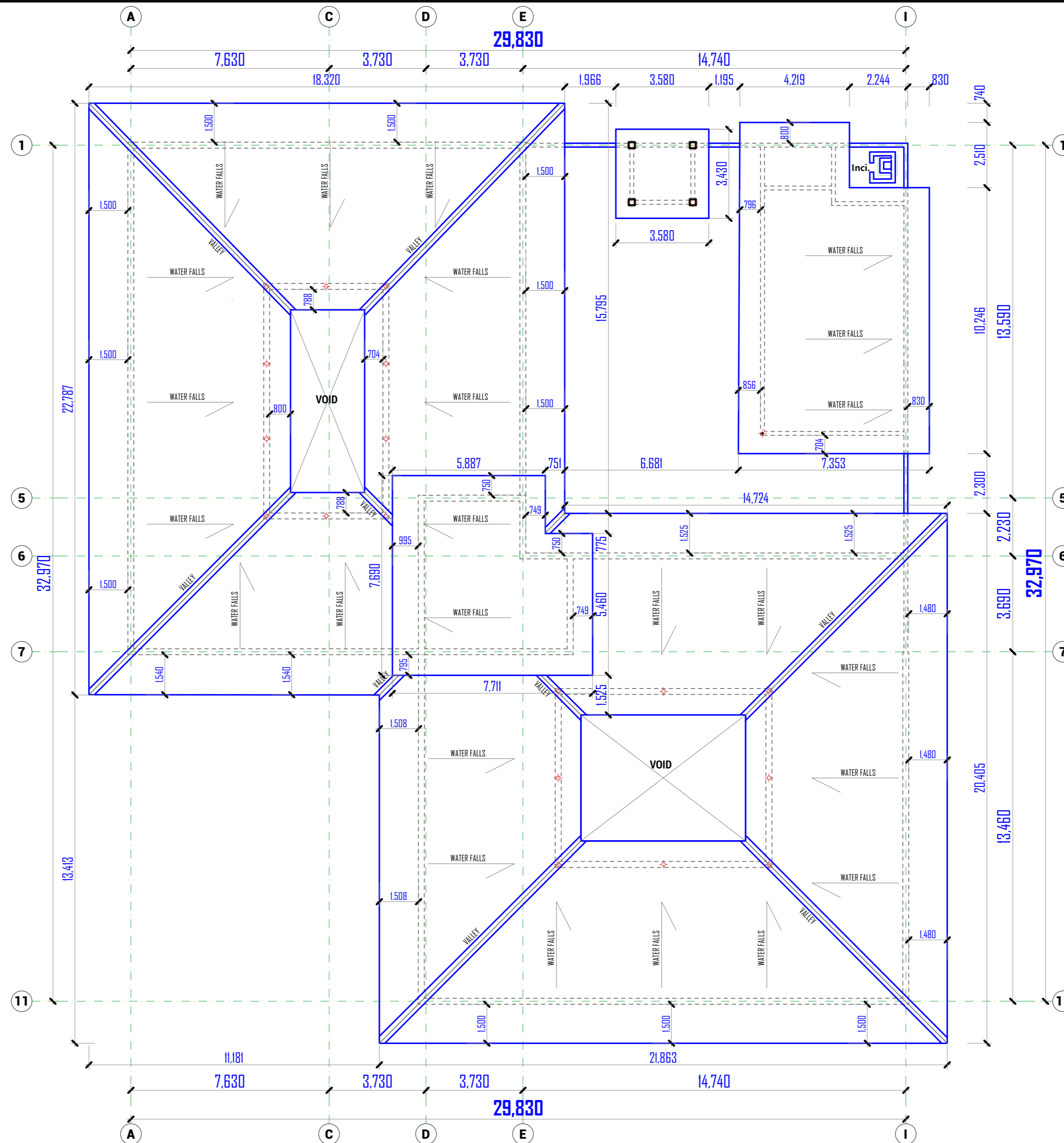
Consultant:



PEAKEY INTERNATIONAL CONSULTING
ENGINEERING
Consulting Excellence

| |
|--|
| GENERAL NOTES: |
| 1. All dimensions are in mm |
| 2. Depth of foundation may change due to subsoil condition |
| 3. Scale : Not to scale |
| BUILDING TYPE: 88 - Students Hostel Building |

| | |
|-----------------------|----------------------|
| Drawing Title | FLOOR PLAN C |
| Date | October,2024 |
| Scale | 1:300, 1:60 |
| Drawn by | PEAKEY INTERNATIONAL |
| Checked by | |
| Drawing Number | ENABEL/ARCH/DWG012 |



ROOF LAYOUT PLAN



WEZESHA BINTI PROJECT:
CONSTRUCTION OF DORMITORIES AND SWASH
AT KIGOMA REGION.

District

- Kigoma MC
- Kigoma DC
- Kasulu TC
- Kasulu DC
- Kibondo DC

Client

MINISTRY OF EDUCATION, SCIENCE &
TECHNOLOGY

Supervisor

REGIONAL ENGINEER RAS OFFICE - KIGOMA

Donor

WEZESHA BINTI, ENABEL, Belgian Development Agency
P.O. Box 24 Kigoma, Tanzania

Consultant:



GENERAL NOTES:

1. All dimensions are in mm
2. Depth of foundation may change due to subsoil condition
3. Scale : Not to scale

BUILDING TYPE: 88 - Students Hostel Building

Drawing Title

ROOF PLAN

Date

October, 2024

Scale

1:125

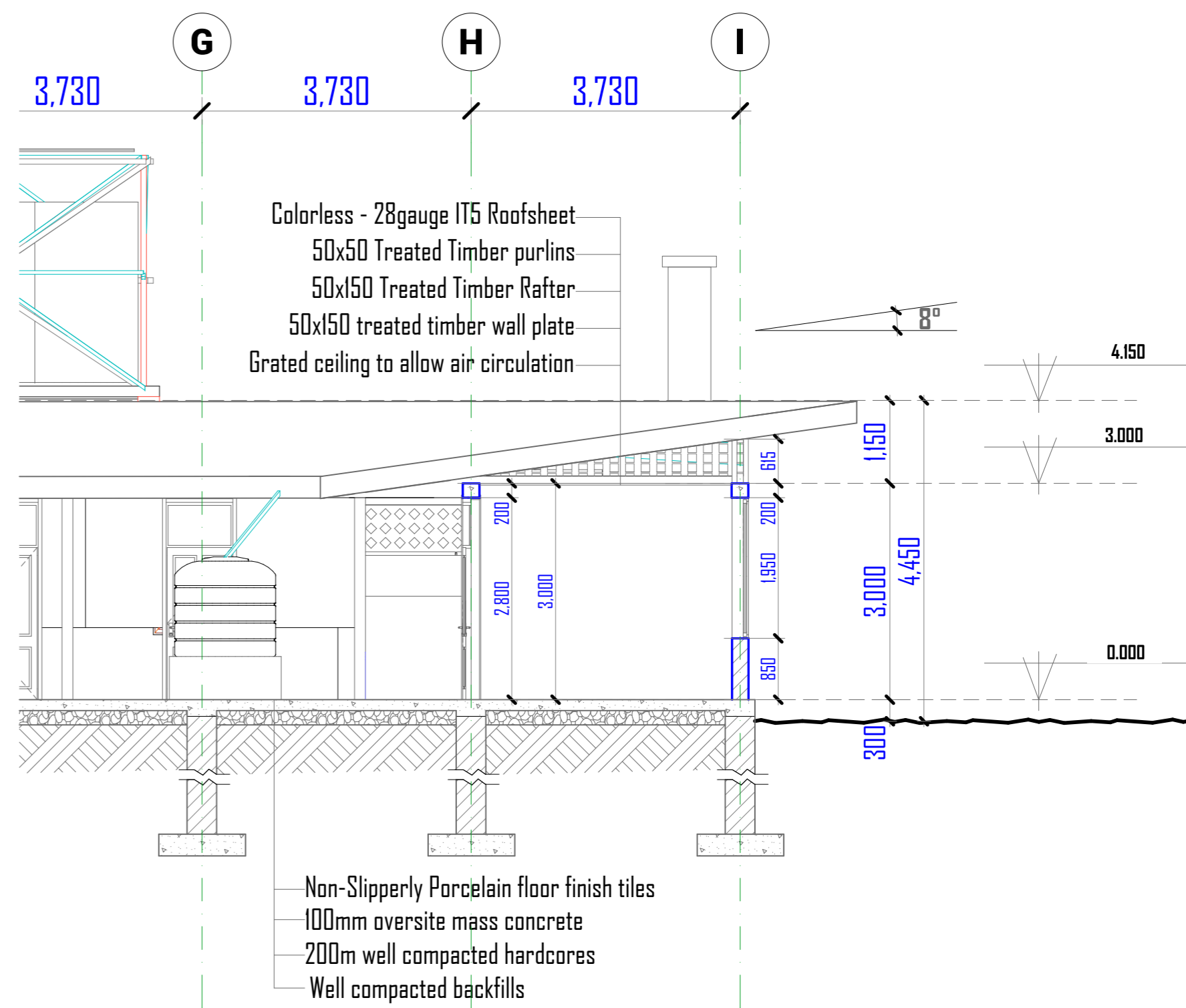
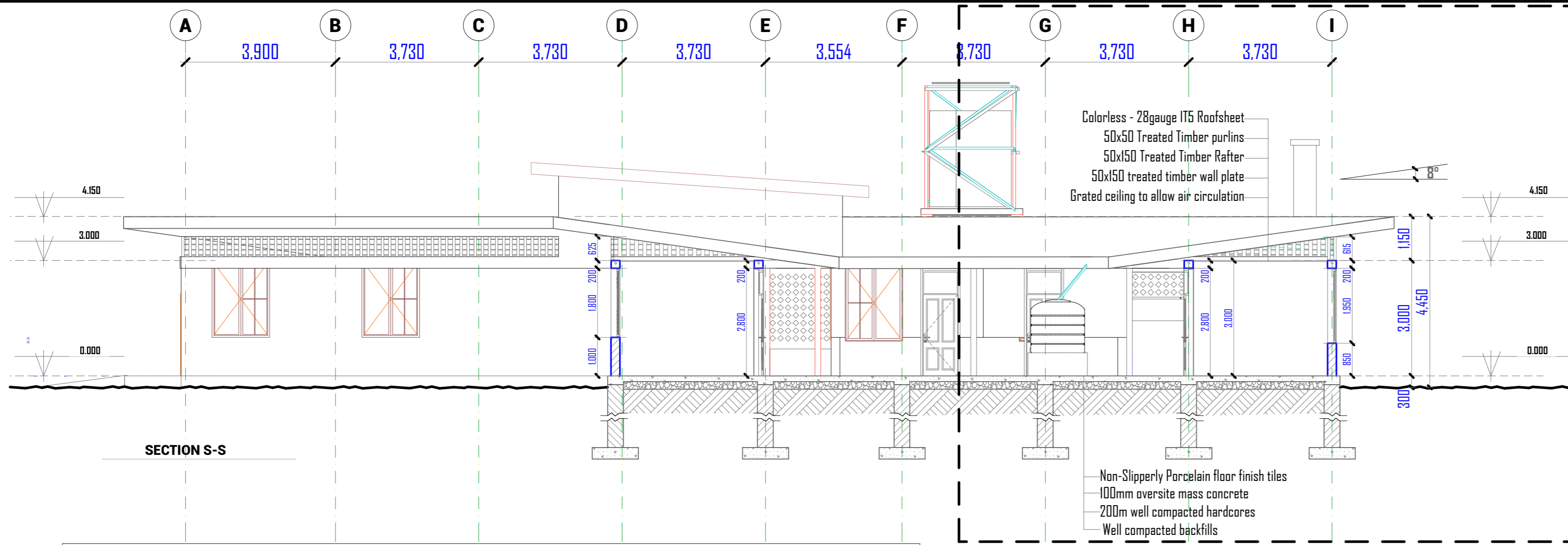
Drawn by

PEAKEY INTERNATIONAL

Checked by

Drawing Number

ENABEL/ARCH/DWG013



WINDOW SCHEDULE

| No. | TYPE | SIZE | SILL HEIGHT | LOCATION | No. |
|--------------|------|-----------|-------------|---|-----------|
| 01. | W1 | 1300/1900 | 900 | Bedroom, Matron, Store and Ironing room | 32 |
| 02. | W2 | 1200/750 | 2050 | Toilet, Changing room, Incinerator | 17 |
| TOTAL | | | | | 49 |

DOOR SCHEDULE

| No. | TYPE | SIZE | LOCATION | No. |
|--------------|------|-----------|--|-----------|
| 01. | D1 | 800/2500 | Toilet, Changing room, Incinerator | 11 |
| 02. | D2 | 950/2800 | Bedrom, Matron, Store and Ironing room | 25 |
| 03. | D3 | 1000/2800 | WC and PWD | 1 |
| 04. | D4 | 1500/2800 | Entrances | 1 |
| 05. | D5 | 2100/2800 | Entrances | 2 |
| TOTAL | | | | 40 |

Enabel
WEZESHA BINTI PROJECT:
 CONSTRUCTION OF DORMITORIES AND SWASH
 AT KIGOMA REGION.

District
 Kigoma MC
 Kigoma DC
 Kasulu TC
 Kasulu DC
 Kibondo DC

Client
 MINISTRY OF EDUCATION, SCIENCE &
 TECHNOLOGY

Supervisor
 REGIONAL ENGINEER RAS OFFICE - KIGOMA

Donor
 WEZESHA BINTI, ENABEL, Belgian Development Agency
 P.O. Box 24 Kigoma, Tanzania

Consultant:

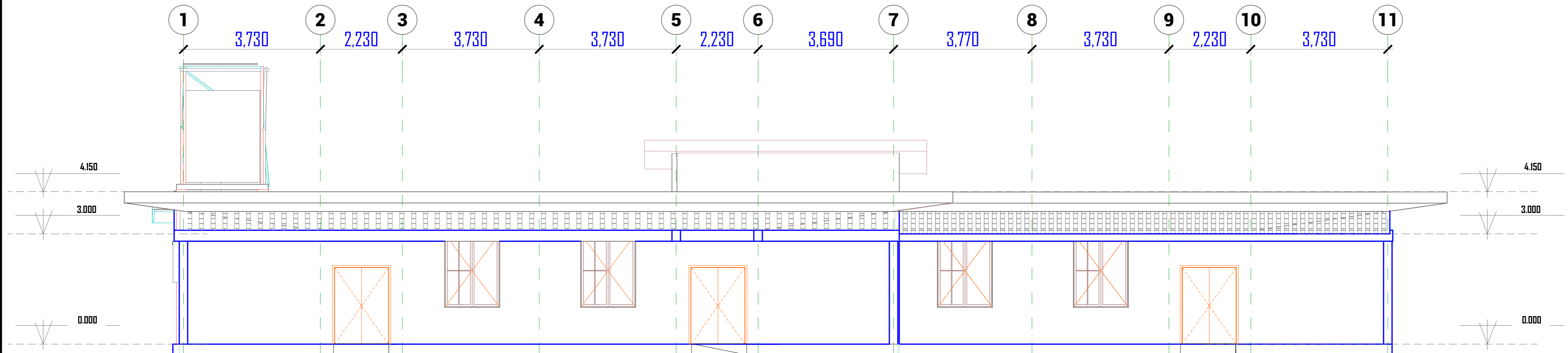
PK
 PEAKY INTERNATIONAL CONSULTING
 ENGINEERING
 Consulting Excellence

GENERAL NOTES:

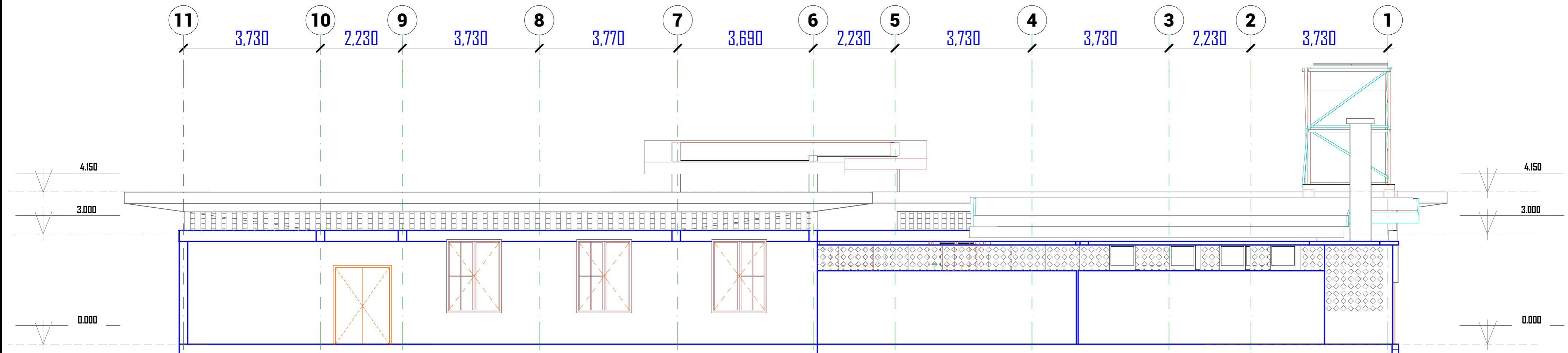
- All dimensions are in mm
- Depth of foundation may change due to subsoil condition
- Scale : Not to scale

BUILDING TYPE: 88 - Students Hostel Building

| | |
|-----------------------|---------------------|
| Drawing Title | SECTION & DETAILS |
| Date | October,2024 |
| Scale | 1:90, 1:70, 1:120 |
| Drawn by | PEAKY INTERNATIONAL |
| Checked by | |
| Drawing Number | ENABEL/ARCH/DWG014 |



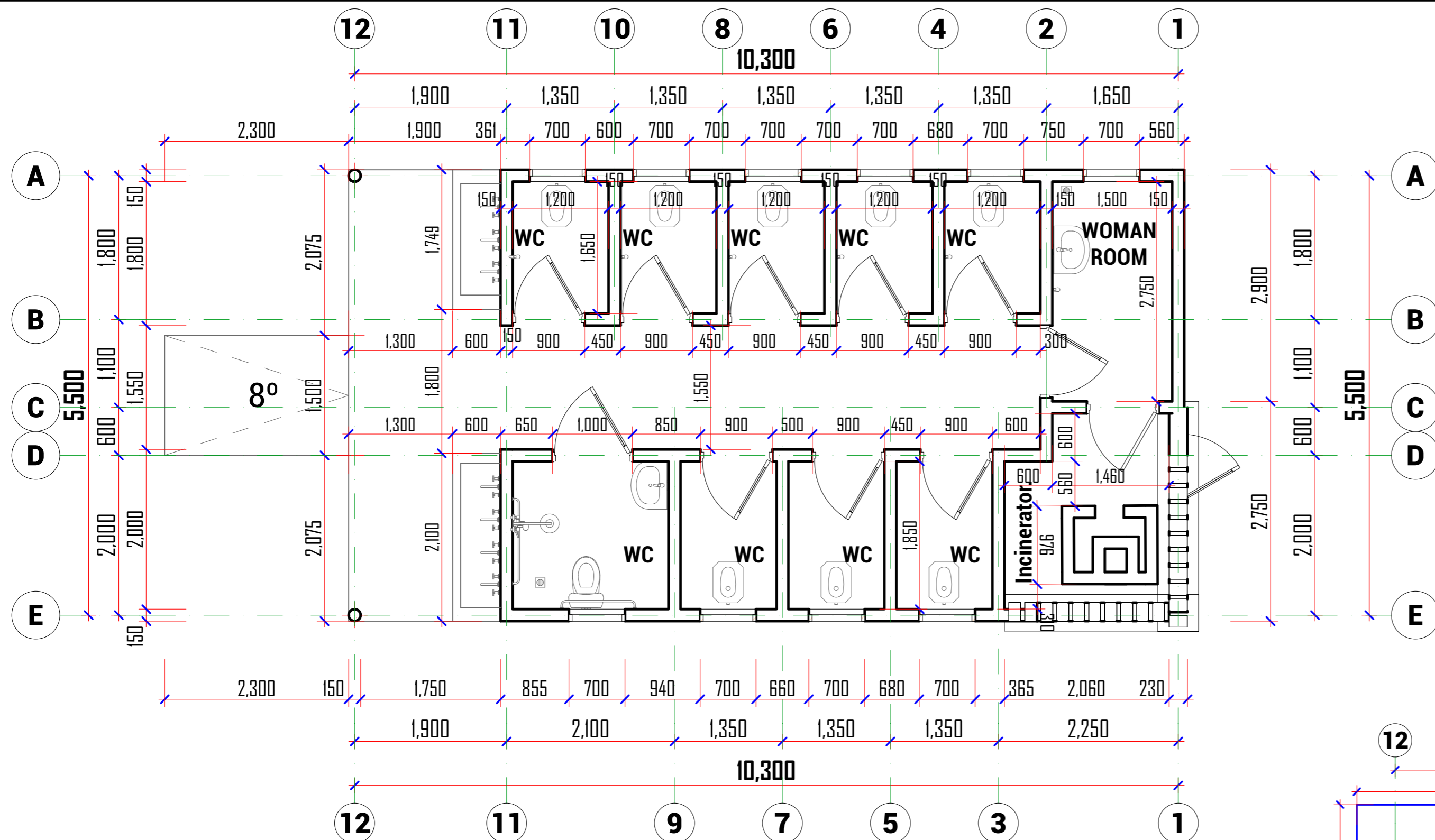
FRONT ELEVATION



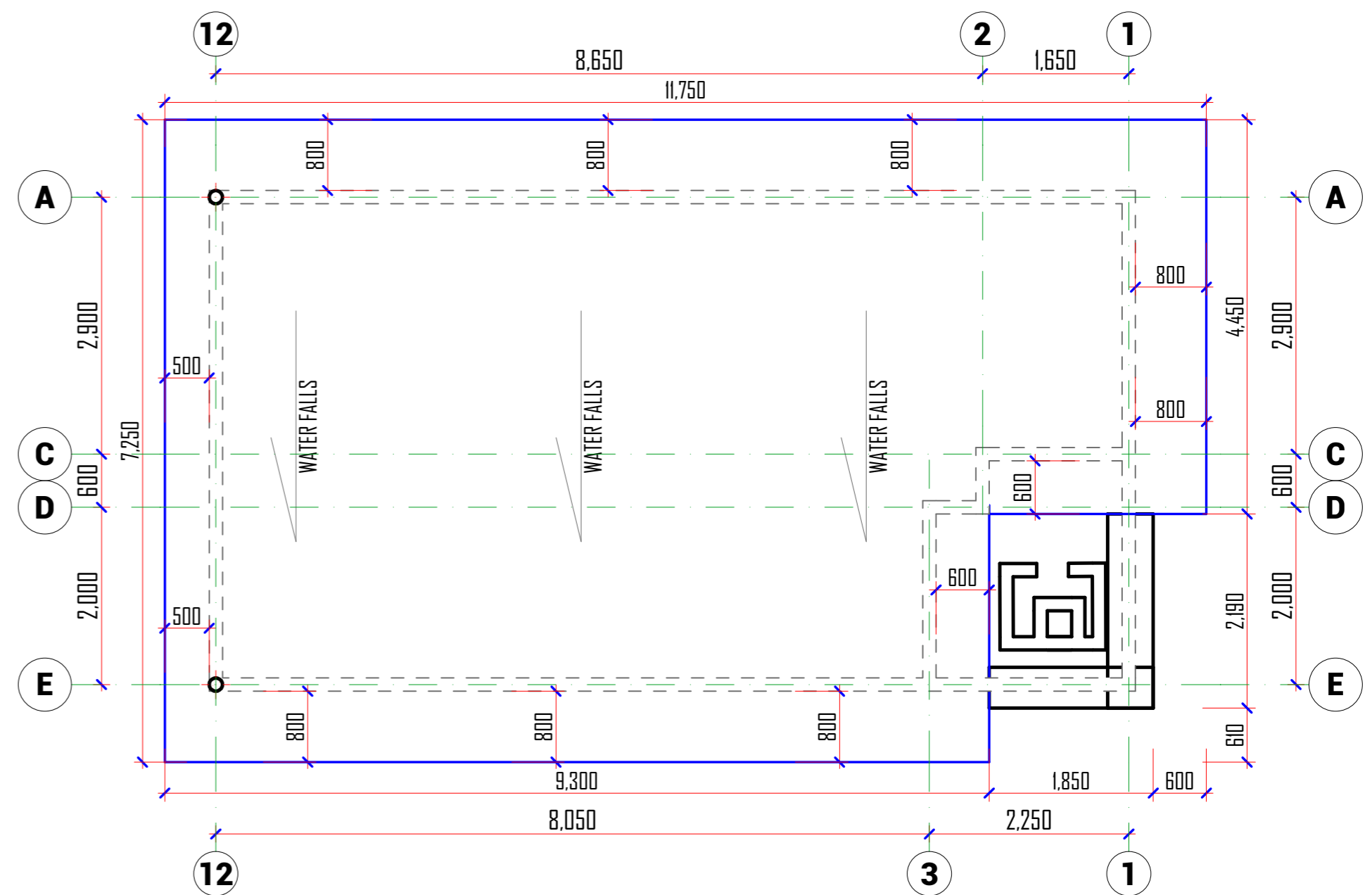

REAR ELEVATION

| | | | | | | | | | | | |
|---|-----------------|------------|------------------------------|---|--------------------|--|-----------------------|--|-------------------------------|---------------------------------------|--------------------|
|  WEZESHA BINTI PROJECT: CONSTRUCTION OF DORMITORIES AND SWASH AT KIGOMA REGION. | District | Kigoma MC | Client | MINISTRY OF EDUCATION, SCIENCE & TECHNOLOGY | Consultant: |  PEAKEY INTERNATIONAL CONSULTING ENGINEERING Consulting Excellence | GENERAL NOTES: | 1. All dimensions are in mm 2. Depth of foundation may change due to subsoil condition 3. Scale : Not to scale | Drawing Title | ELEVATION 01 | |
| | | Kigoma DC | | | | | | | Supervisor | REGIONAL ENGINEER RAS OFFICE - KIGOMA | Date |
| | | Kasulu TC | Scale | 1:75 | | | | | | | |
| | | Kasulu DC | Donor | WEZESHA BINTI, ENABEL, Belgian Development Agency | | | | | | | Drawn by |
| | | Kibondo DC | P.O. Box 24 Kigoma, Tanzania | Checked by | | | | | | | |
| | | | | | | | | BUILDING TYPE: | 88 - Students Hostel Building | Drawing Number | ENABEL/ARCH/DWG015 |

TOILET BUILDING



FLOOR PLAN



ROOF PLAN

Enabel
WEZESHA BINTI PROJECT:
 CONSTRUCTION OF DORMITORIES AND SWASH
 AT KIGOMA REGION.

District
 Kigoma MC
 Kigoma DC
 Kasulu TC
 Kasulu DC
 Kibondo DC

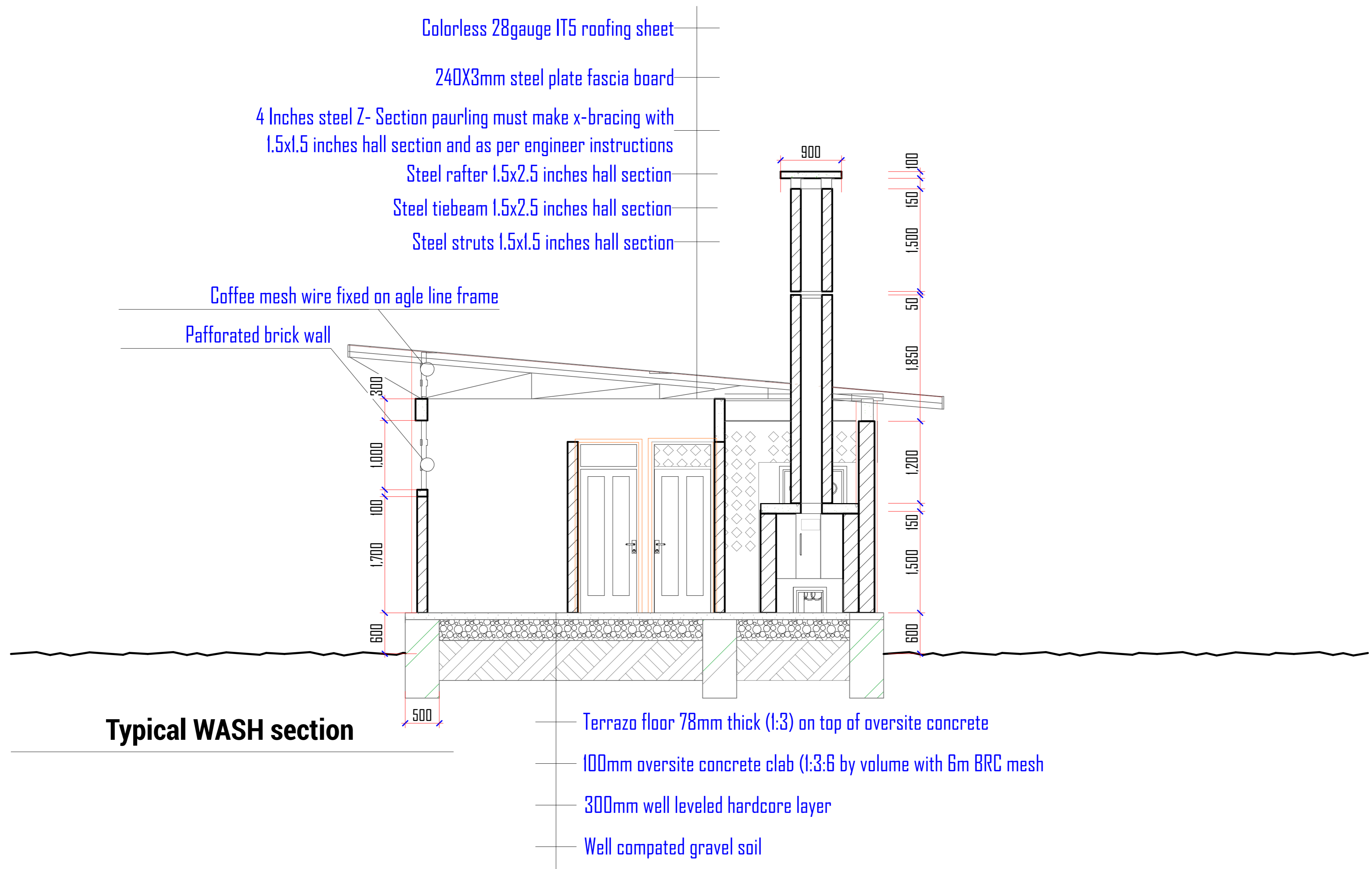
Client MINISTRY OF EDUCATION, SCIENCE & TECHNOLOGY
Supervisor REGIONAL ENGINEER RAS OFFICE - KIGOMA
Donor WEZESHA BINTI, ENABEL, Belgian Development Agency
 P.O. Box 24 Kigoma, Tanzania

Consultant:

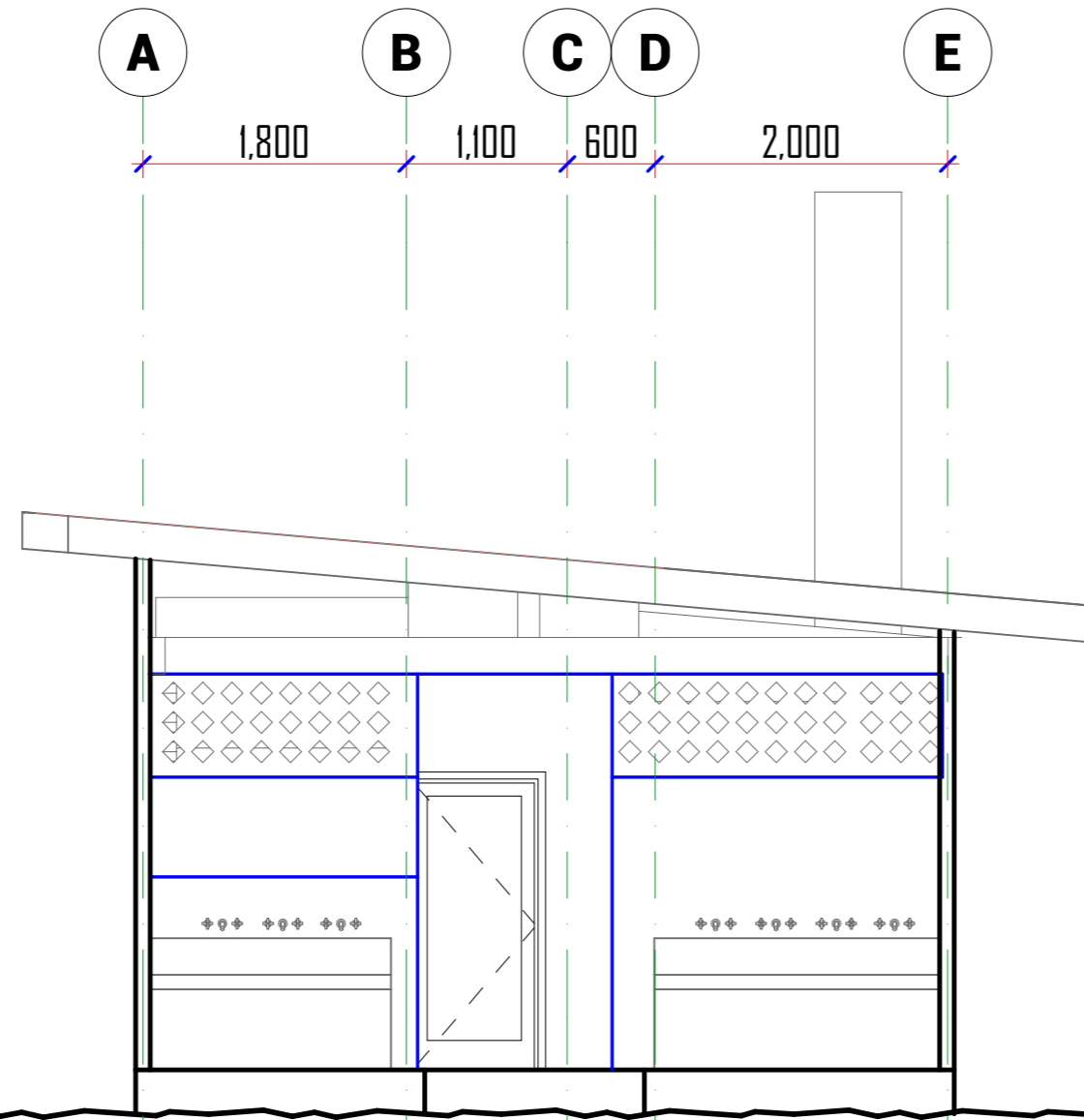
 PEAKEY INTERNATIONAL CONSULTING
 ENGINEERING
 Consulting Excellence

GENERAL NOTES:
 1. All dimensions are in mm
 2. Depth of foundation may change due to subsoil condition
 3. Scale : Not to scale
BUILDING TYPE: Toilet Block

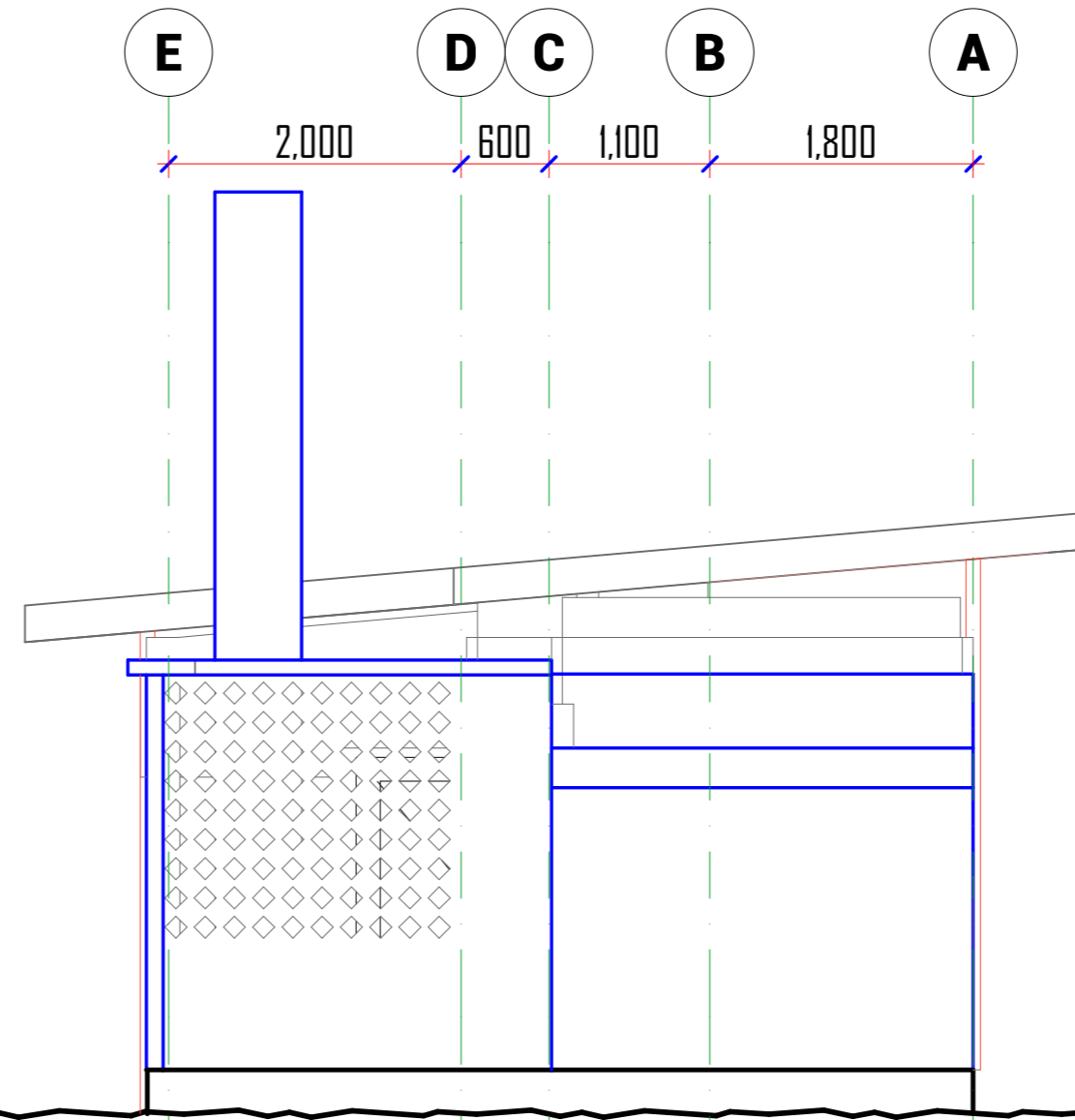
Drawing Title FLOOR & ROOF PLAN
Date October,2024
Scale 1:50, 1:60, 1:139.75
Drawn by PEAKEY INTERNATIONAL
Checked by
Drawing Number ENABEL/ARCH/DWG017



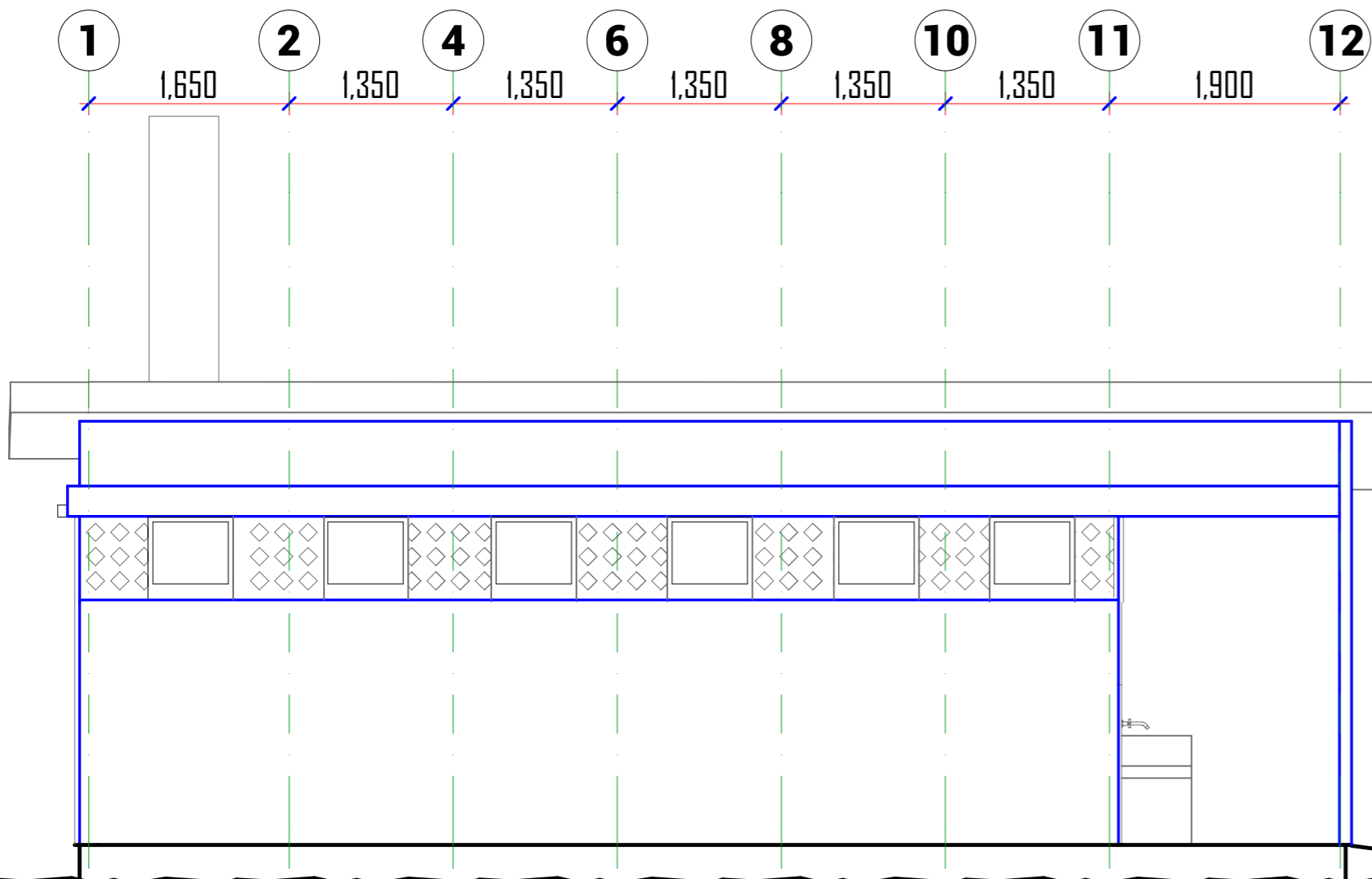
Typical WASH section



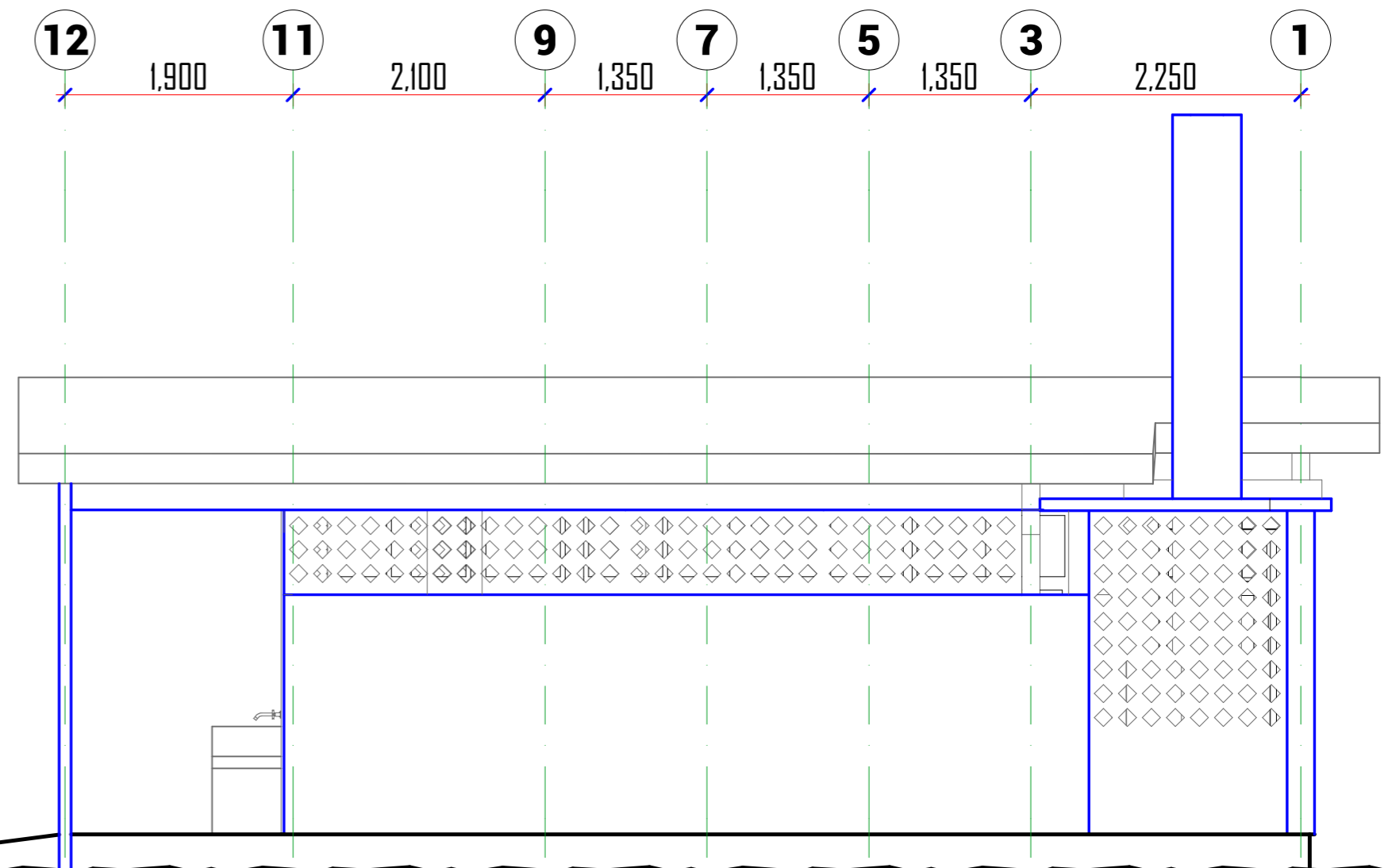
FRONT ELEVATION



REAR ELEVATION



L. H. S ELEVATION



R. H. S ELEVATION



WEZESHA BINTI PROJECT:
CONSTRUCTION OF DORMITORIES AND SWASH
AT KIGOMA REGION.

District

- Kigoma MC
- Kigoma DC
- Kasulu TC
- Kasulu DC
- Kibondo DC

Client

MINISTRY OF EDUCATION, SCIENCE &
TECHNOLOGY

Supervisor

REGIONAL ENGINEER RAS OFFICE - KIGOMA

Donor

WEZESHA BINTI, ENABEL, Belgian Development Agency
P.O. Box 24 Kigoma, Tanzania

Consultant:



GENERAL NOTES:

1. All dimensions are in mm
2. Depth of foundation may change due to subsoil condition
3. Scale : Not to scale

BUILDING TYPE: Toilet Block

Drawing Title

ELEVATIONS

Date

October,2024

Scale

1:50

Drawn by

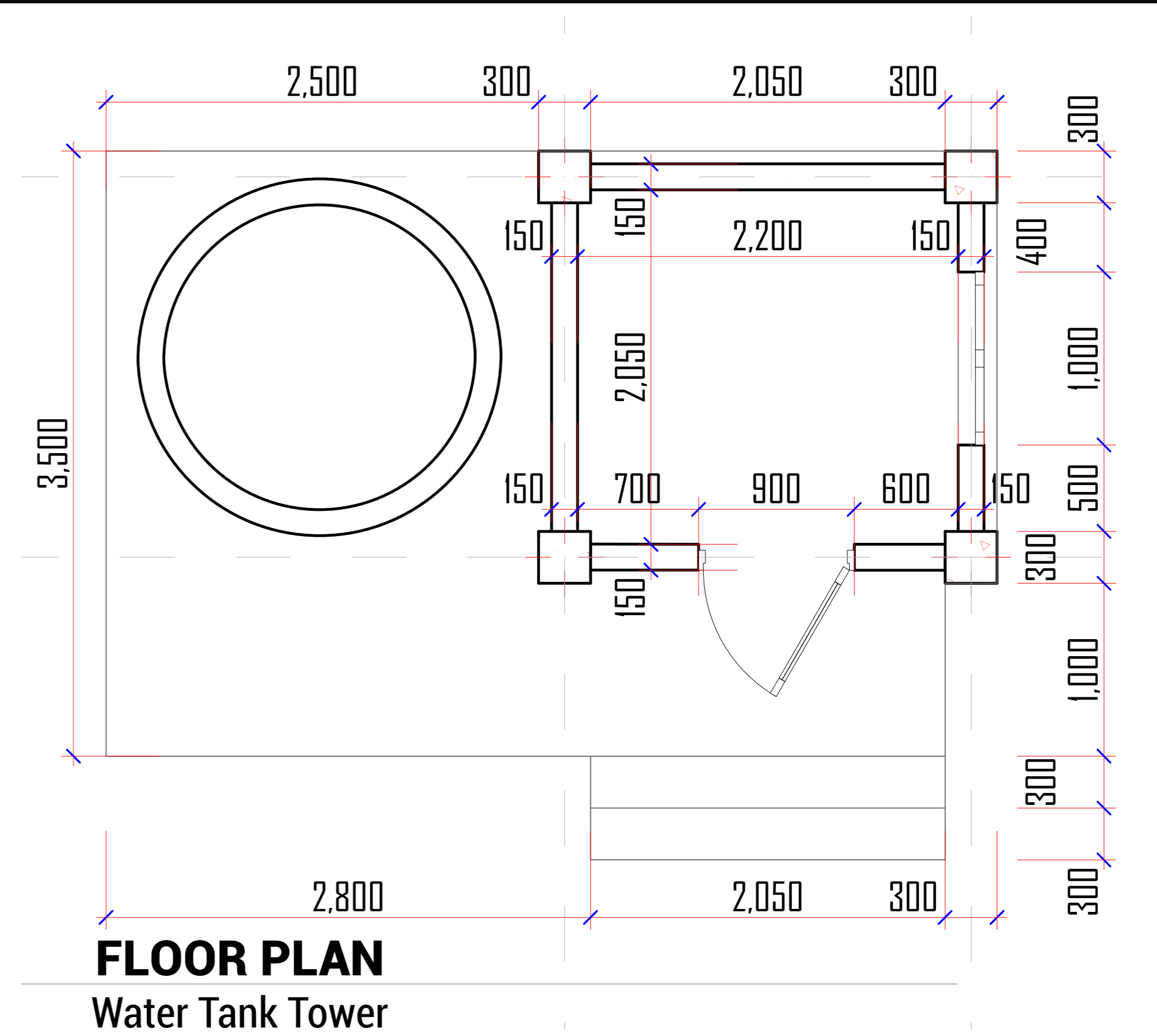
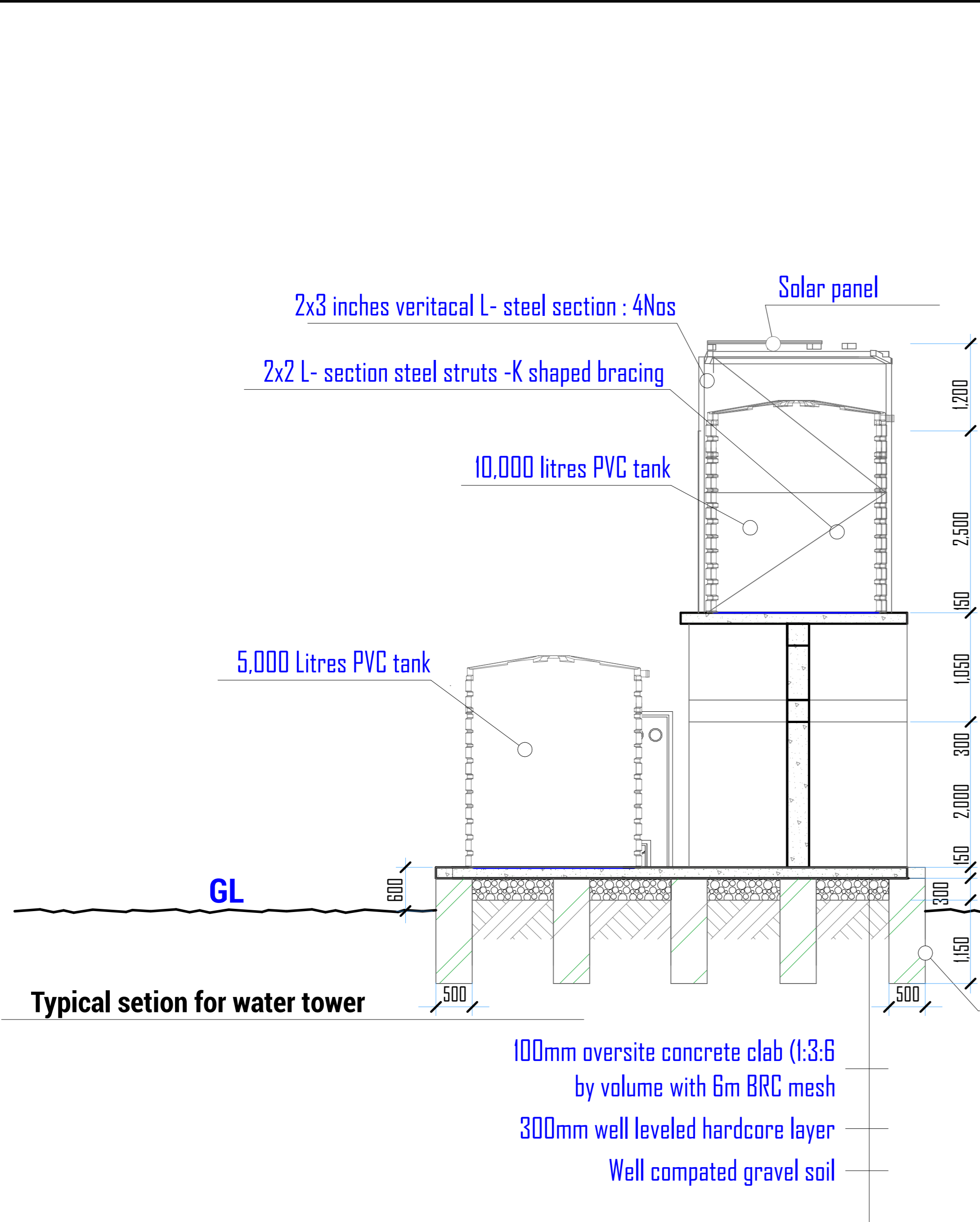
PEAKEY INTERNATIONAL

Checked by

Drawing Number

ENABEL/ARCH/DWG019

TANK TOWER & INCINERATOR



Enabel

WEZESHA BINTI PROJECT:
CONSTRUCTION OF DORMITORIES AND SWASH AT KIGOMA REGION.

| | |
|-----------------|------------|
| District | Kigoma MC |
| | Kigoma DC |
| | Kasulu TC |
| | Kasulu DC |
| | Kibondo DC |

| | |
|-------------------|---|
| Client | MINISTRY OF EDUCATION, SCIENCE & TECHNOLOGY |
| Supervisor | REGIONAL ENGINEER RAS OFFICE - KIGOMA |
| Donor | WEZESHA BINTI, ENABEL, Belgian Development Agency P.O. Box 24 Kigoma, Tanzania |

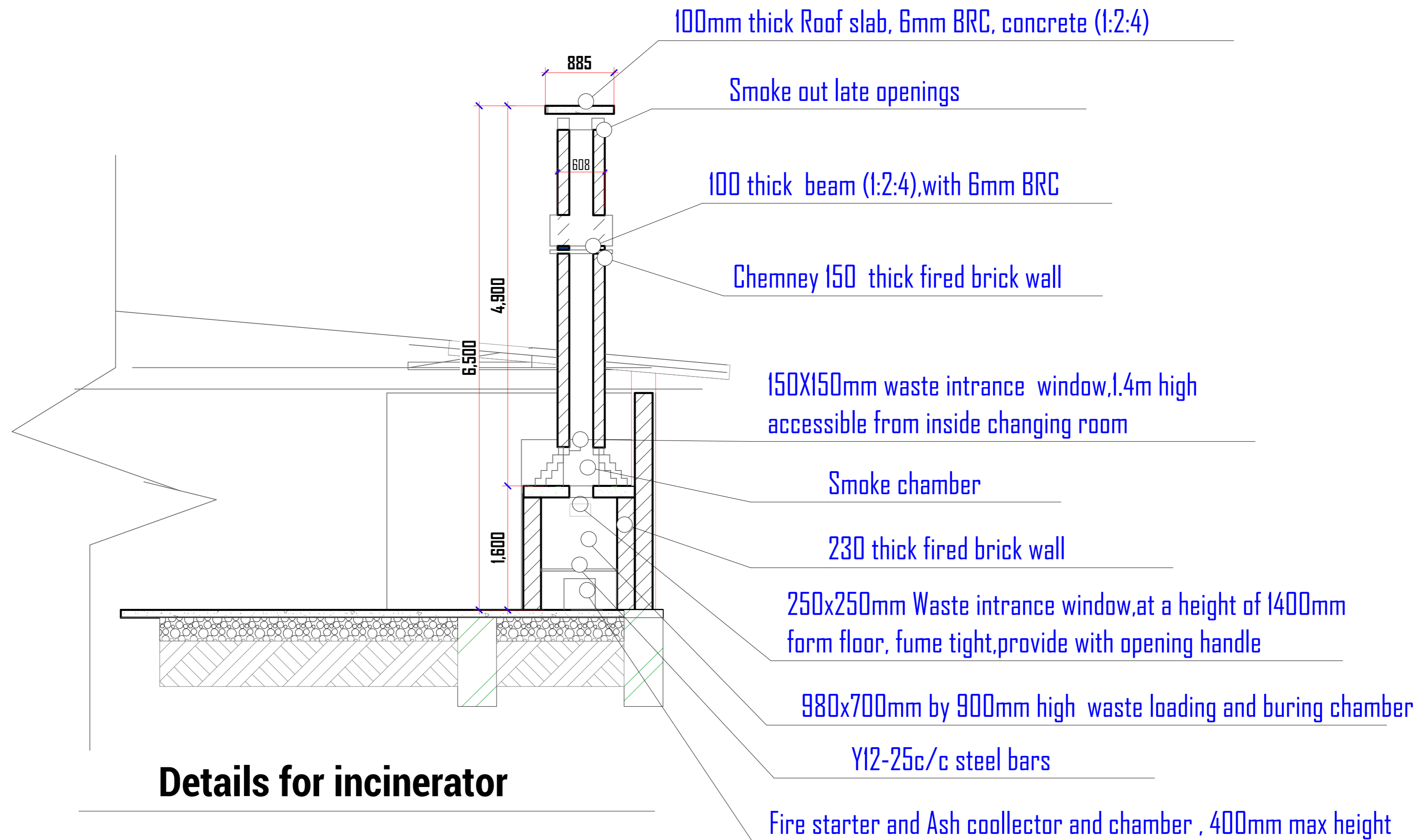
Consultant:



PEAKEY INTERNATIONAL CONSULTING ENGINEERING
Consulting Excellence

| |
|--|
| GENERAL NOTES: |
| 1. All dimensions are in mm |
| 2. Depth of foundation may change due to subsoil condition |
| 3. Scale : Not to scale |
| BUILDING TYPE: Tank Tower & Incinerator |

| | |
|-----------------------|----------------------|
| Drawing Title | TANK TOWER |
| Date | October,2024 |
| Scale | 1:50, 1:25 |
| Drawn by | PEAKEY INTERNATIONAL |
| Checked by | |
| Drawing Number | ENABEL/ARCH/DWG020 |



WEZESHA BINTI PROJECT:
CONSTRUCTION OF DORMITORIES AND SWASH
AT KIGOMA REGION.

District

Kigoma MC
Kigoma DC
Kasulu TC
Kasulu DC
Kibondo DC

Client

MINISTRY OF EDUCATION, SCIENCE &
TECHNOLOGY

Supervisor

REGIONAL ENGINEER RAS OFFICE - KIGOMA

Donor

WEZESHA BINTI, ENABEL, Belgian Development Agency
P.O. Box 24 Kigoma, Tanzania

Consultant:



GENERAL NOTES:

1. All dimensions are in mm
2. Depth of foundation may change due to subsoil condition
3. Scale : Not to scale

BUILDING TYPE: Tank Tower & Incinerator

Drawing Title

INCINERATOR DETAILS

Date

October, 2024

Scale

1:40

Drawn by

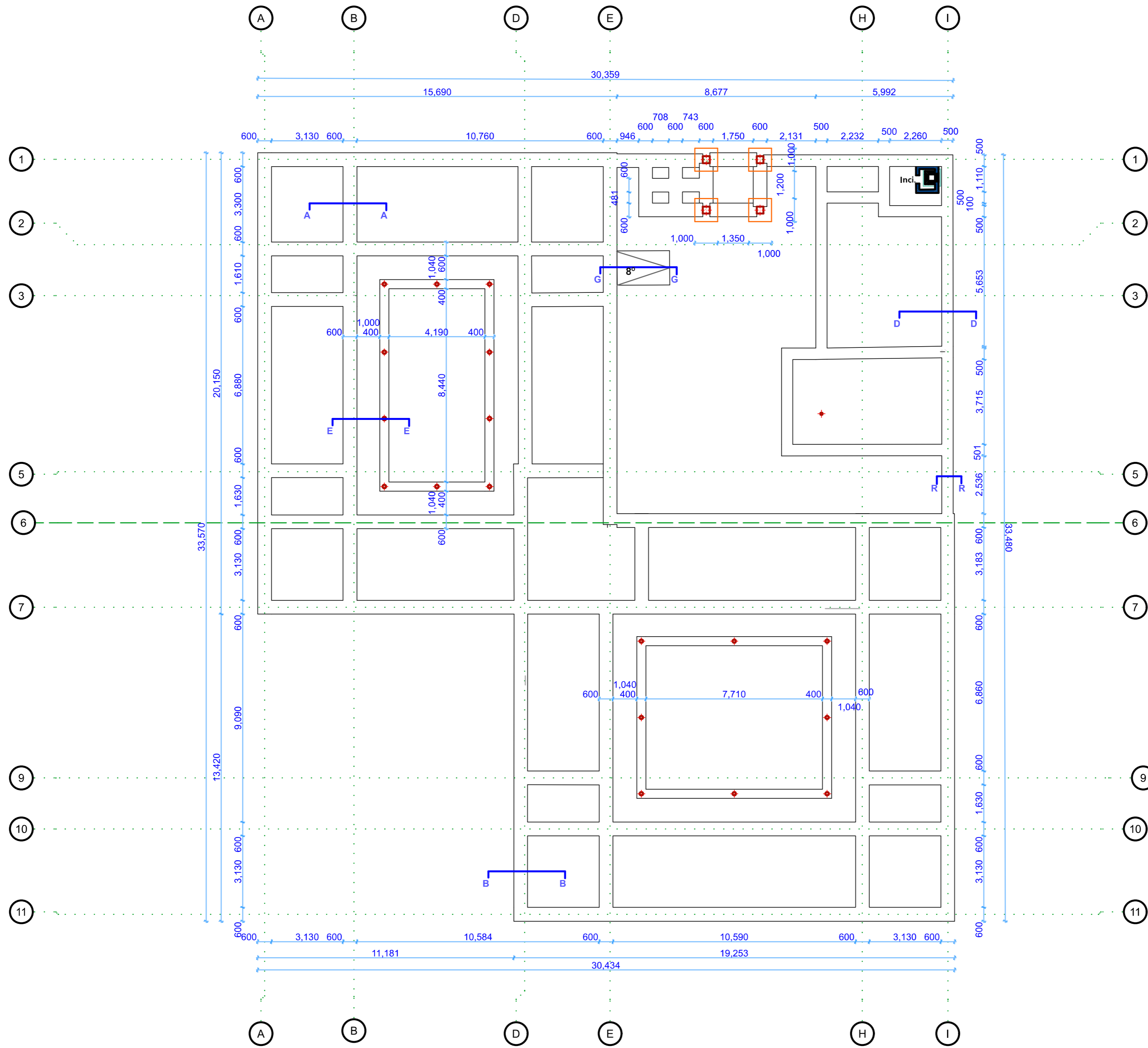
PEAKEY INTERNATIONAL

Checked by

Drawing Number

ENABEL/ARCH/DWG021

STRUCTURAL DRAWINGS



Foundation Plan



WEZESHA BINTI PROJECT:
CONSTRUCTION OF DORMITORIES AND SWASH
AT KIGOMA REGION.

| | |
|-----------------|------------|
| District | Kigoma MC |
| | Kigoma DC |
| | Kasulu TC |
| | Kasulu DC |
| | Kibondo DC |

| | |
|---------------|---|
| Client | MINISTRY OF EDUCATION, SCIENCE & TECHNOLOGY |
| | Supervisor |
| Donor | REGIONAL ENGINEER RAS OFFICE - KIGOMA |
| | WEZESHA BINTI, ENABEL, Belgian Development Agency P.O. Box 24 Kigoma, Tanzania |

Consultant:

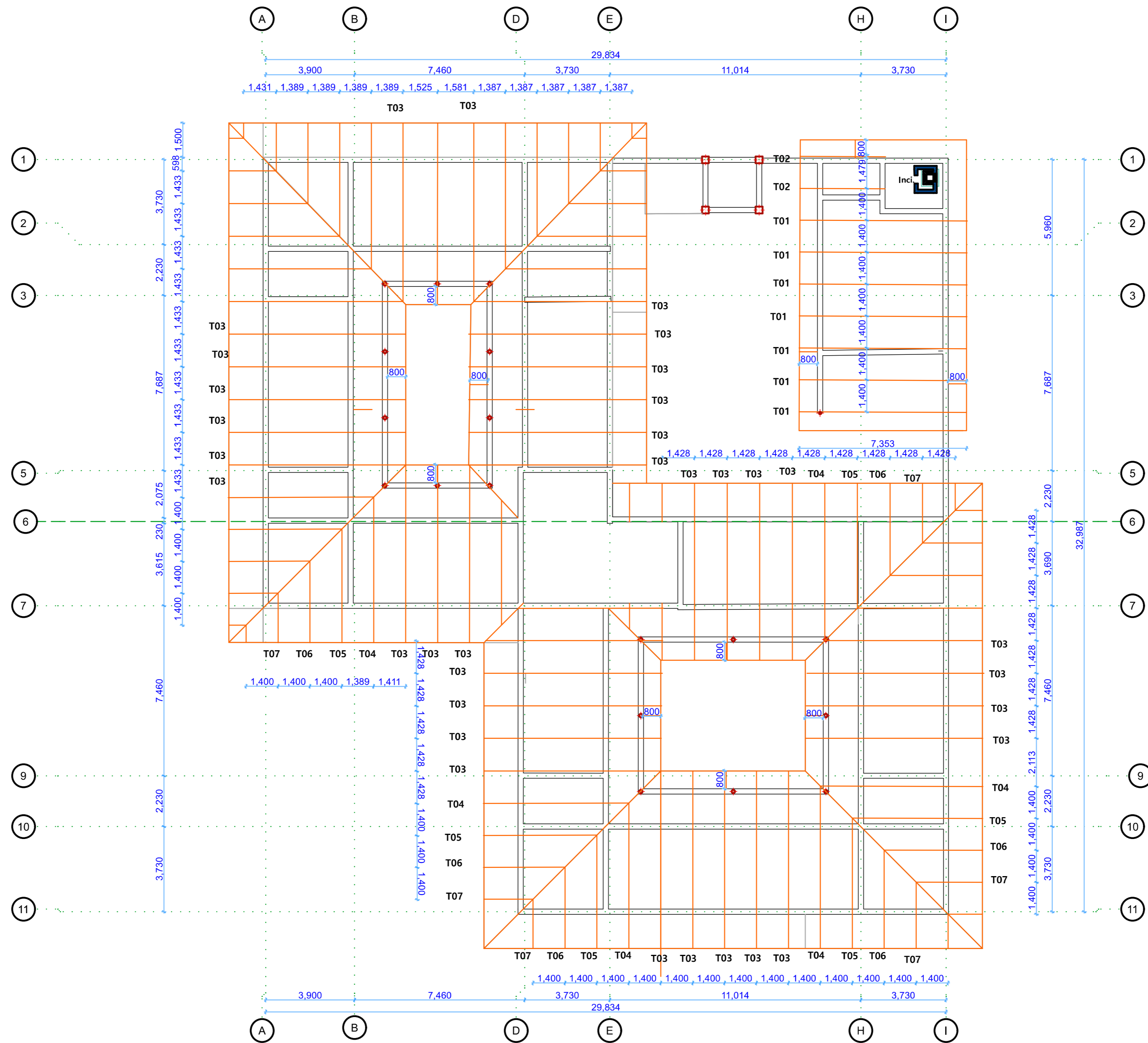


PK

PEAKEY INTERNATIONAL CONSULTING
ENGINEERING
Consulting Excellence

| | |
|-----------------------|--|
| GENERAL NOTES: | 1. All dimensions are in mm |
| | 2. Depth of foundation may change due to subsoil condition |
| | 3. Scale : Not to scale |
| BUILDING TYPE: | 88 - Students Hostel Building |

| | |
|-----------------------|----------------------|
| Drawing Title | FOUNDATION PLAN |
| Date | October,2024 |
| Scale | 1:60 |
| Drawn by | PEAKEY INTERNATIONAL |
| Checked by | |
| Drawing Number | ENABEL/ARCH/DWG023 |



Ring beam and roof truss layout plan



WEZESHA BINTI PROJECT:
CONSTRUCTION OF DORMITORIES AND SWASH
AT KIGOMA REGION.

District

- Kigoma MC
- Kigoma DC
- Kasulu TC
- Kasulu DC
- Kibondo DC

Client

MINISTRY OF EDUCATION, SCIENCE &
TECHNOLOGY

Supervisor

REGIONAL ENGINEER RAS OFFICE - KIGOMA

Donor

WEZESHA BINTI, ENABEL, Belgian Development Agency
P.O. Box 24 Kigoma, Tanzania

Consultant:



GENERAL NOTES:

1. All dimensions are in mm
2. Depth of foundation may change due to subsoil condition
3. Scale : Not to scale

BUILDING TYPE: 88 - Students Hostel Building

Drawing Title ROOF AND BEAM DETAILS

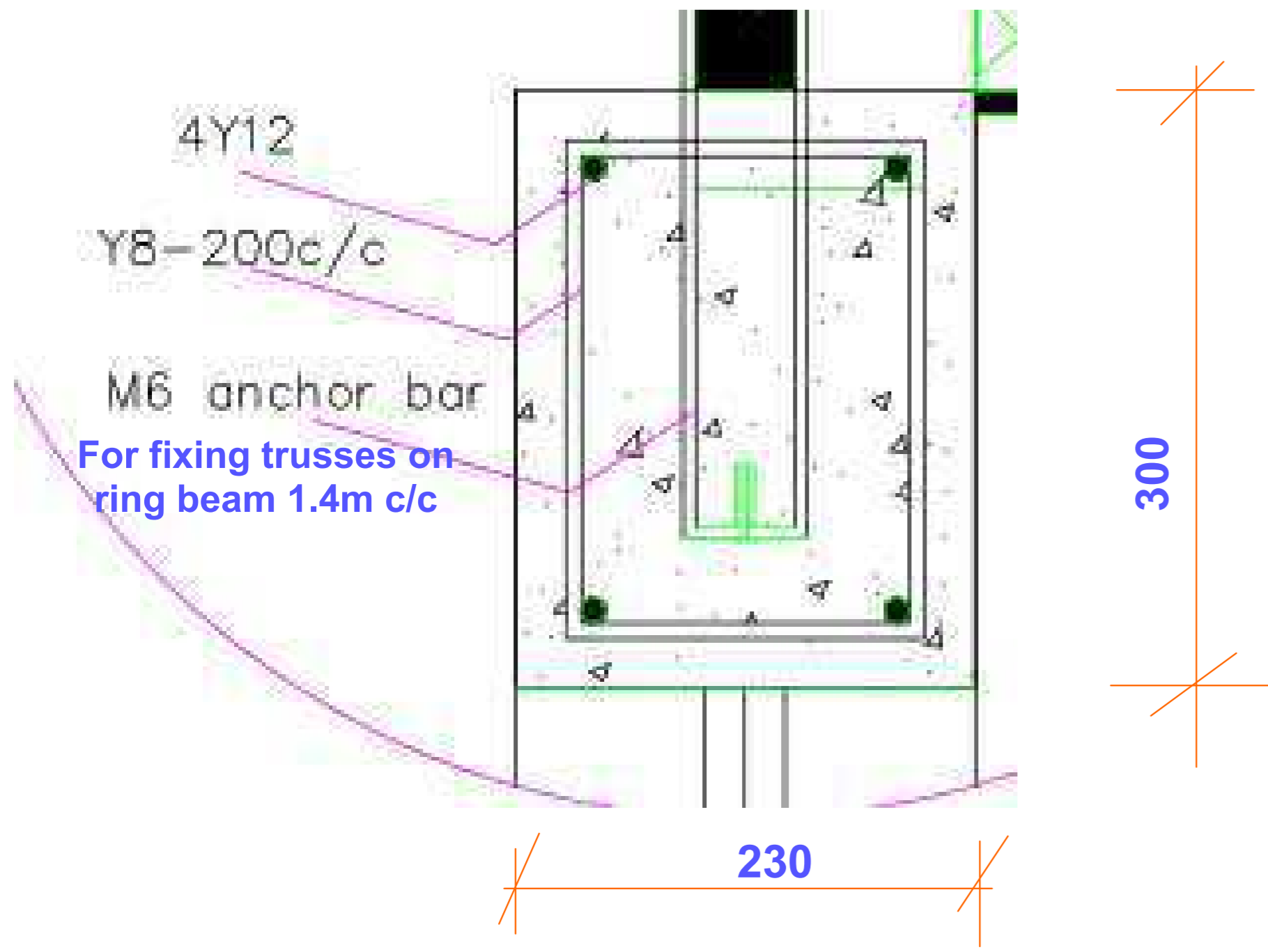
Date October,2024

Scale 1:65

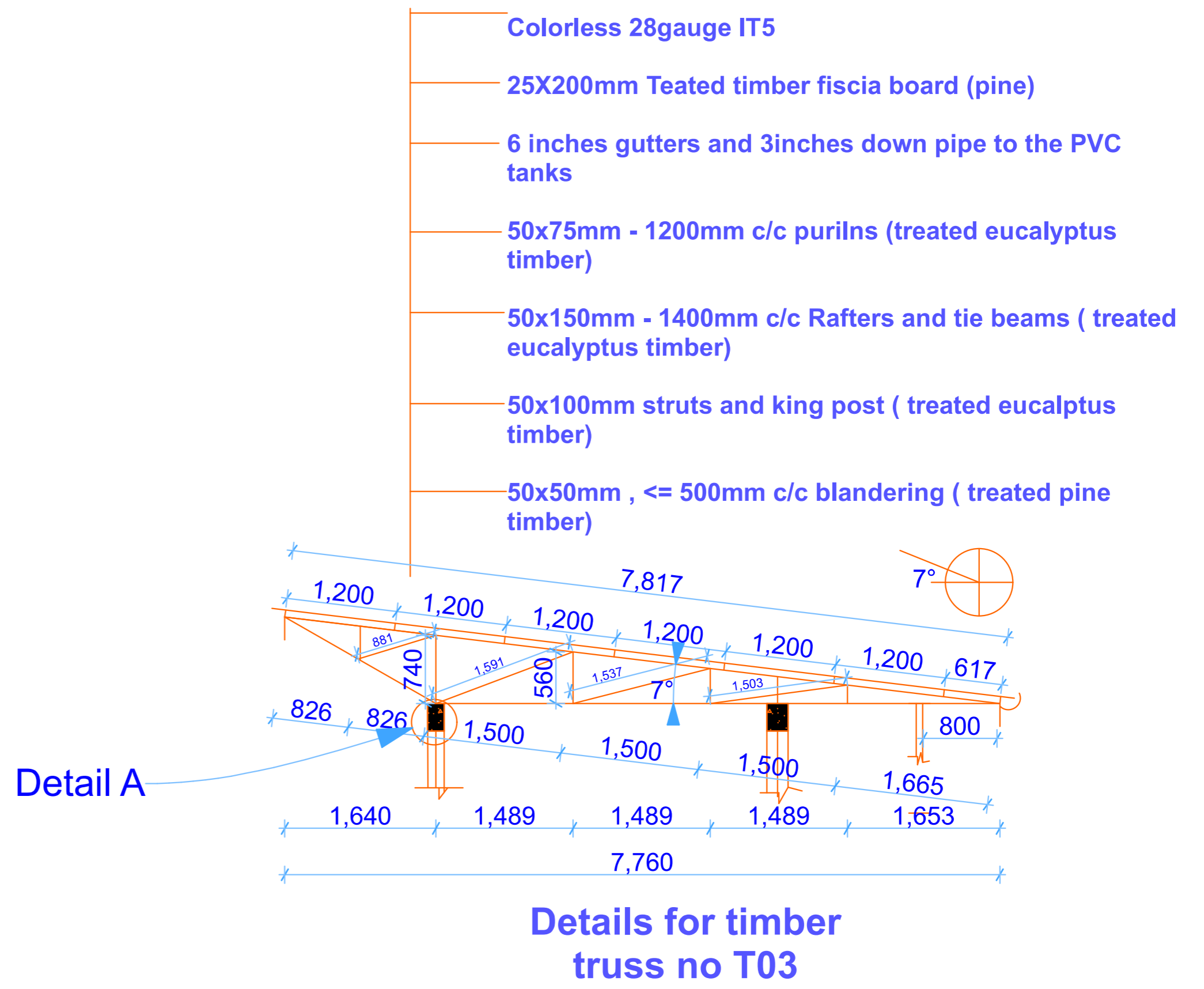
Drawn by PEAKEY INTERNATIONAL

Checked by

Drawing Number ENABEL/ARCH/DWG024

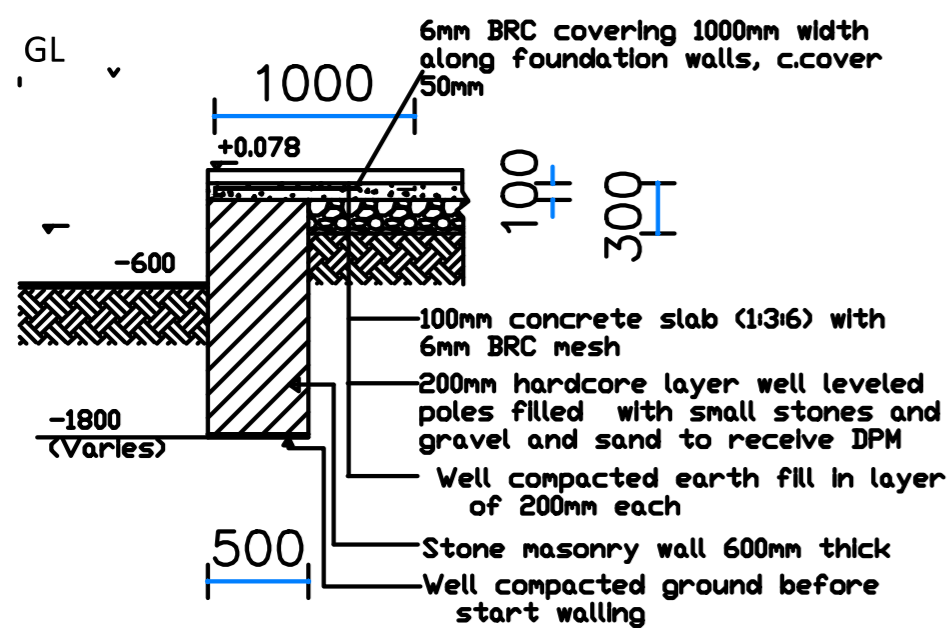


Typical ringbeam detail
- A

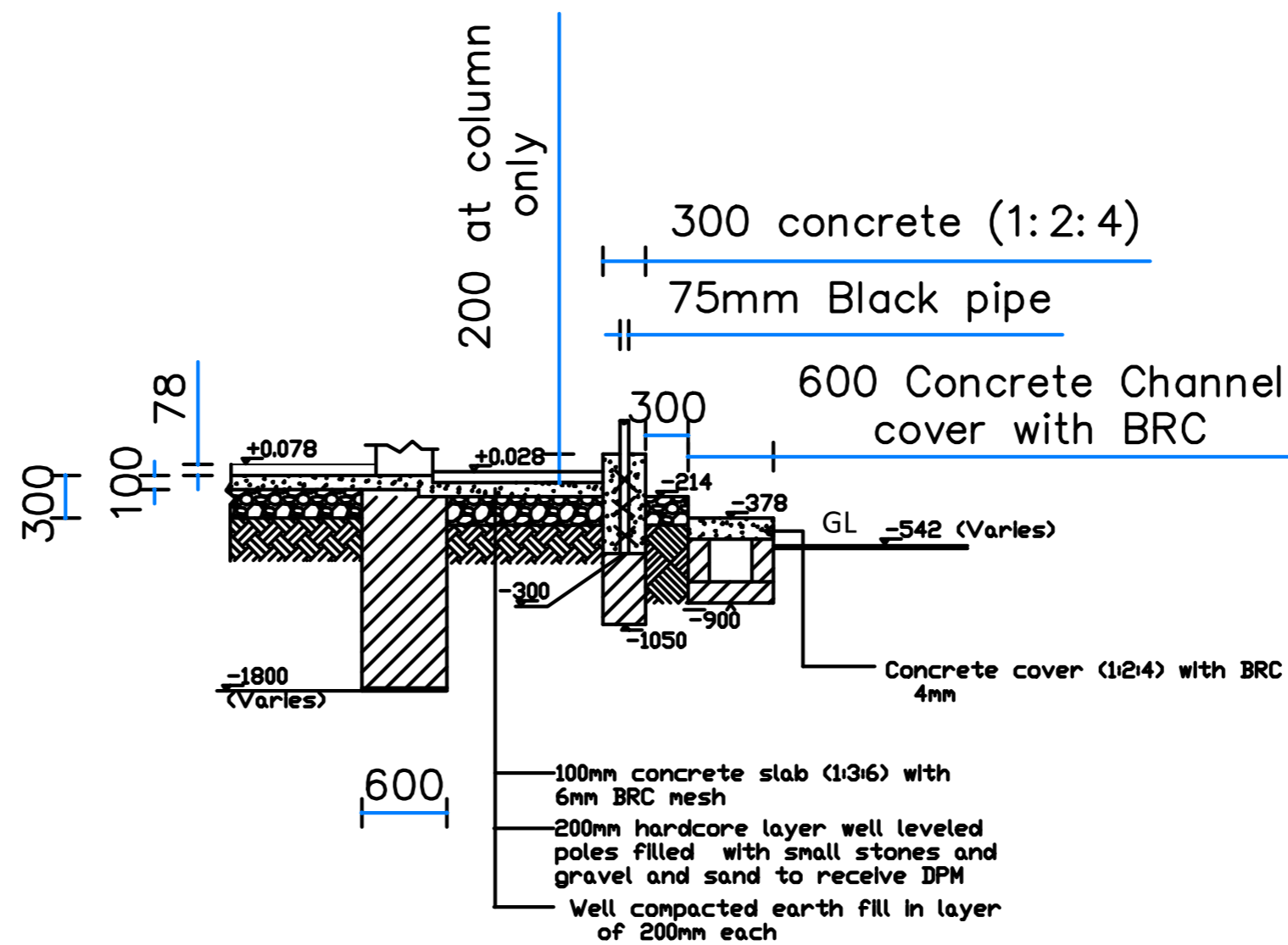


Detail A

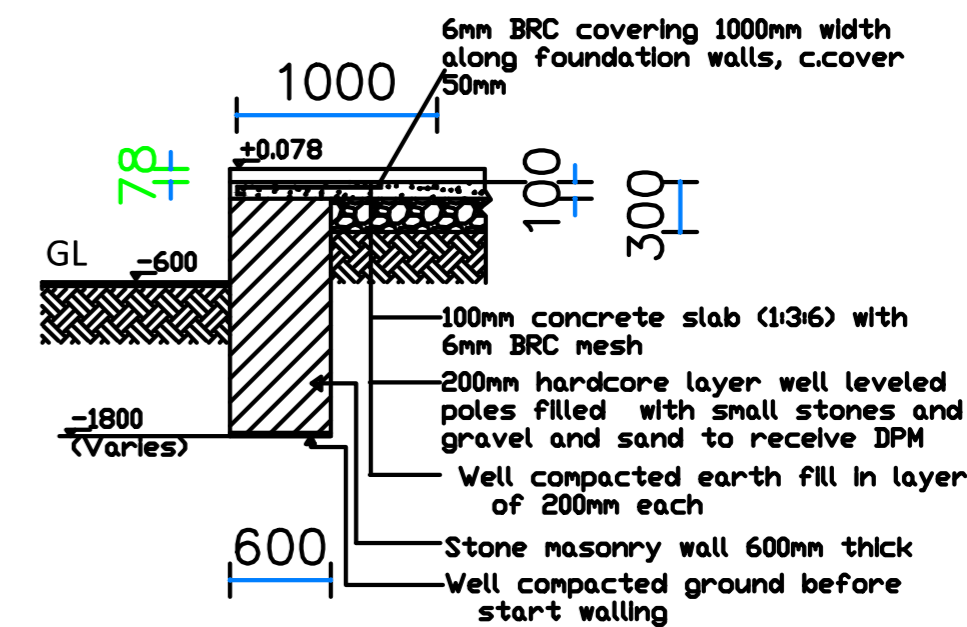
Details for timber
truss no T03



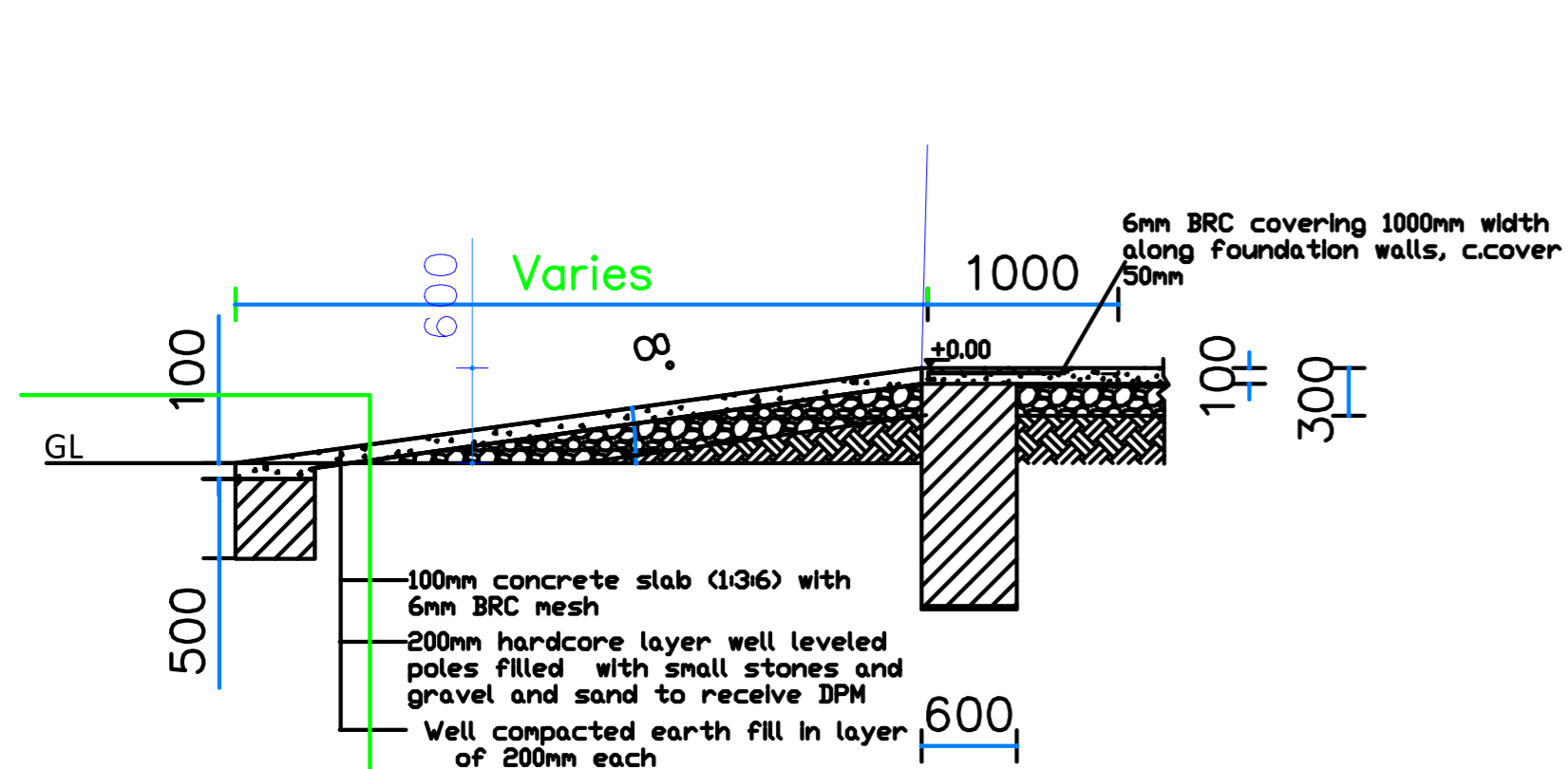
EXTERIOR WALL FOUNDATION SECTION D-D - TOILET AND FENCE



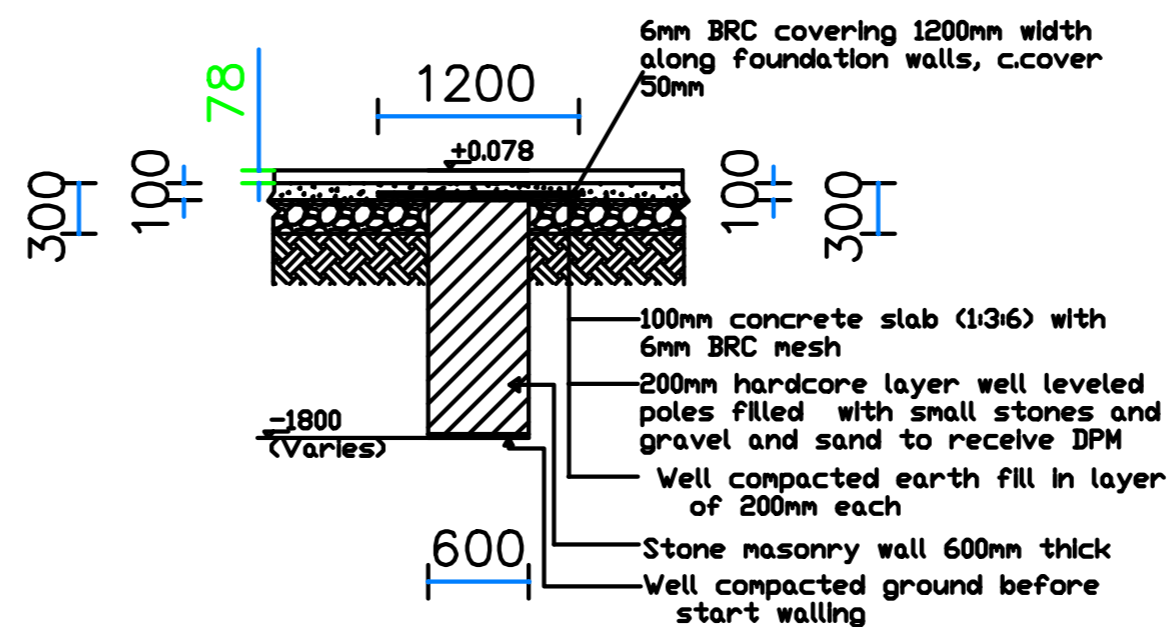
EXTERIOR WALL FOUNDATION SECTION E-E - VERANDAH



EXTERIOR WALL FOUNDATION SECTION B-B



EXTERIOR WALL FOUNDATION SECTION G-G - RAMP



INTERIOR WALL FOUNDATION SECTION A-A



WEZESHA BINTI PROJECT:
CONSTRUCTION OF DORMITORIES AND SWASH
AT KIGOMA REGION.

District

- Kigoma MC
- Kigoma DC
- Kasulu TC
- Kasulu DC
- Kibondo DC

Client

MINISTRY OF EDUCATION, SCIENCE &
TECHNOLOGY

Supervisor

REGIONAL ENGINEER RAS OFFICE - KIGOMA

Donor

WEZESHA BINTI, ENABEL, Belgian Development Agency
P.O. Box 24 Kigoma, Tanzania

Consultant:



GENERAL NOTES:

1. All dimensions are in mm
2. Depth of foundation may change due to subsoil condition
3. Scale : Not to scale

BUILDING TYPE: 88 - Students Hostel Building

Drawing Title

FOUNDATION DETAILS

Date

October,2024

Scale

1:45

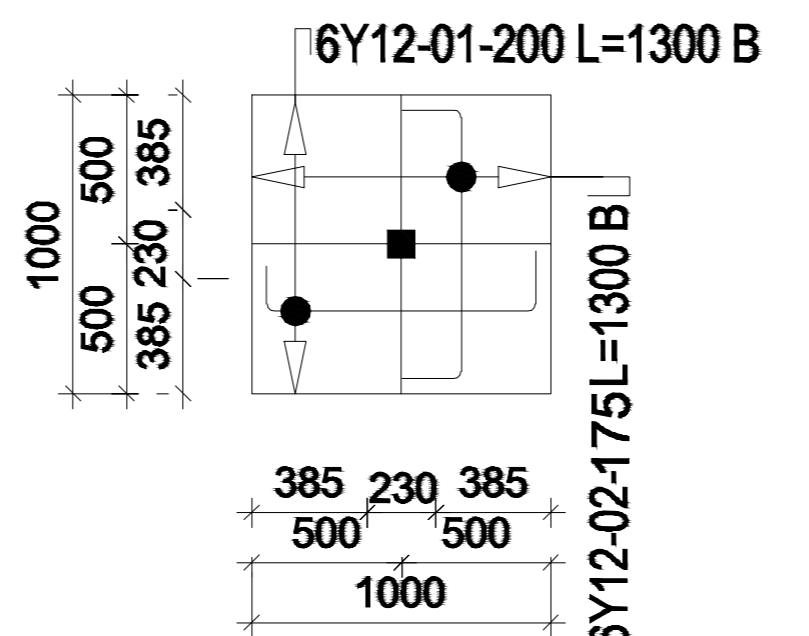
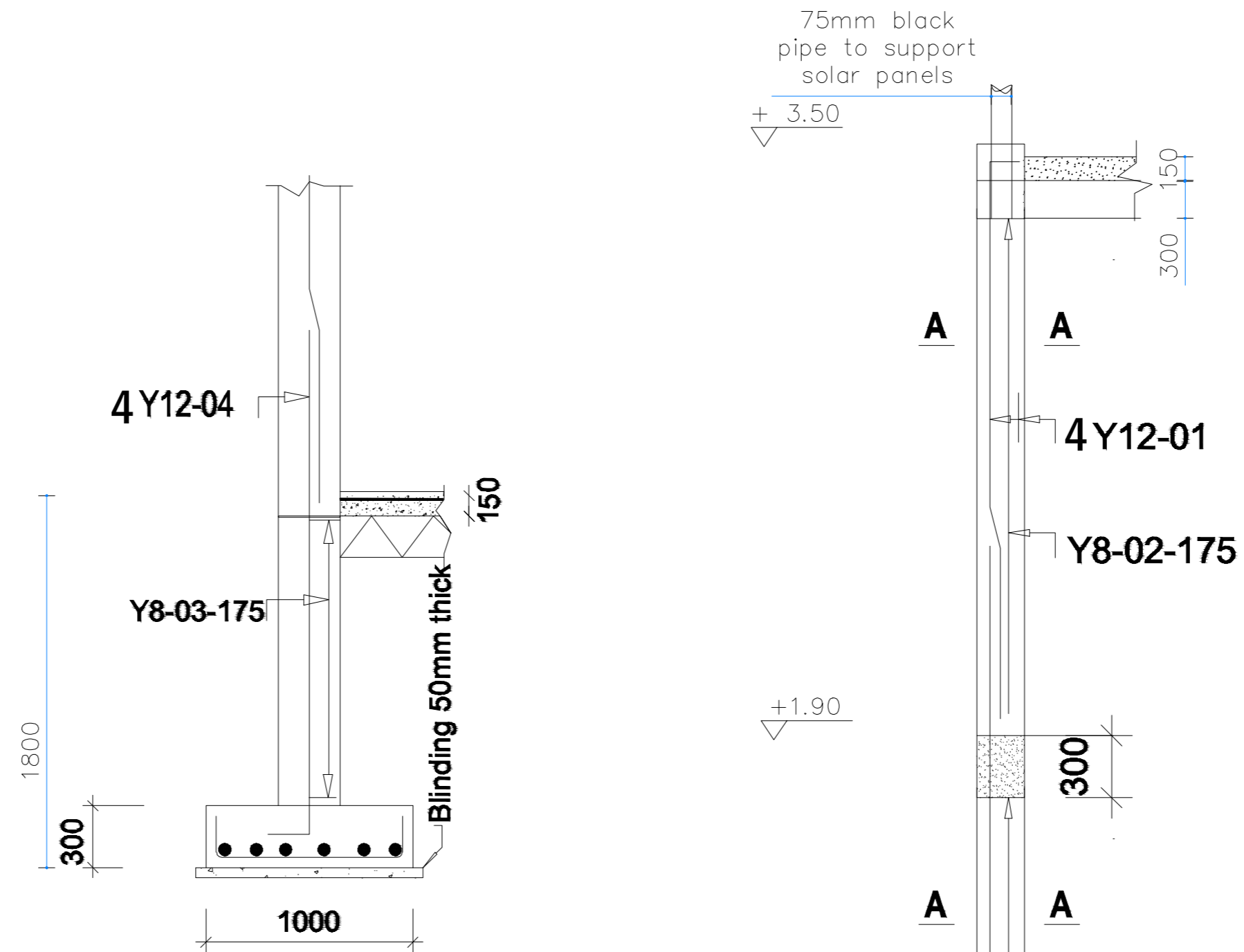
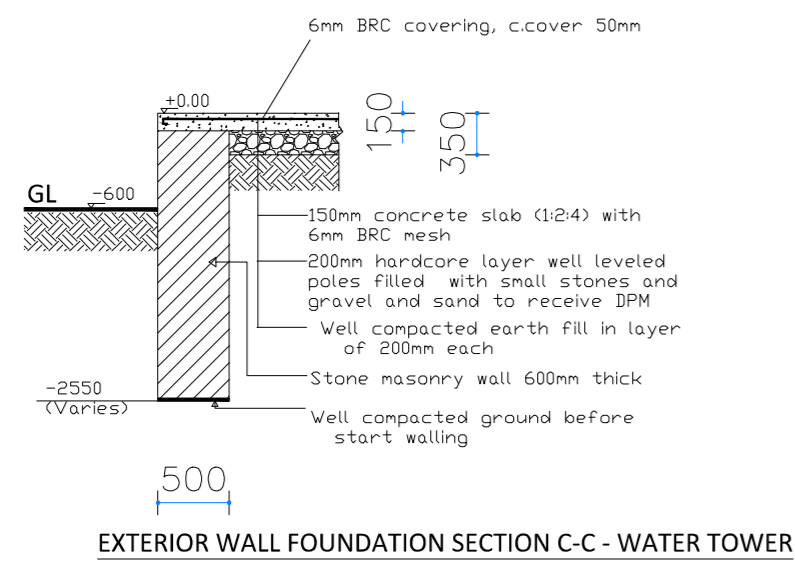
Drawn by

PEAKEY INTERNATIONAL

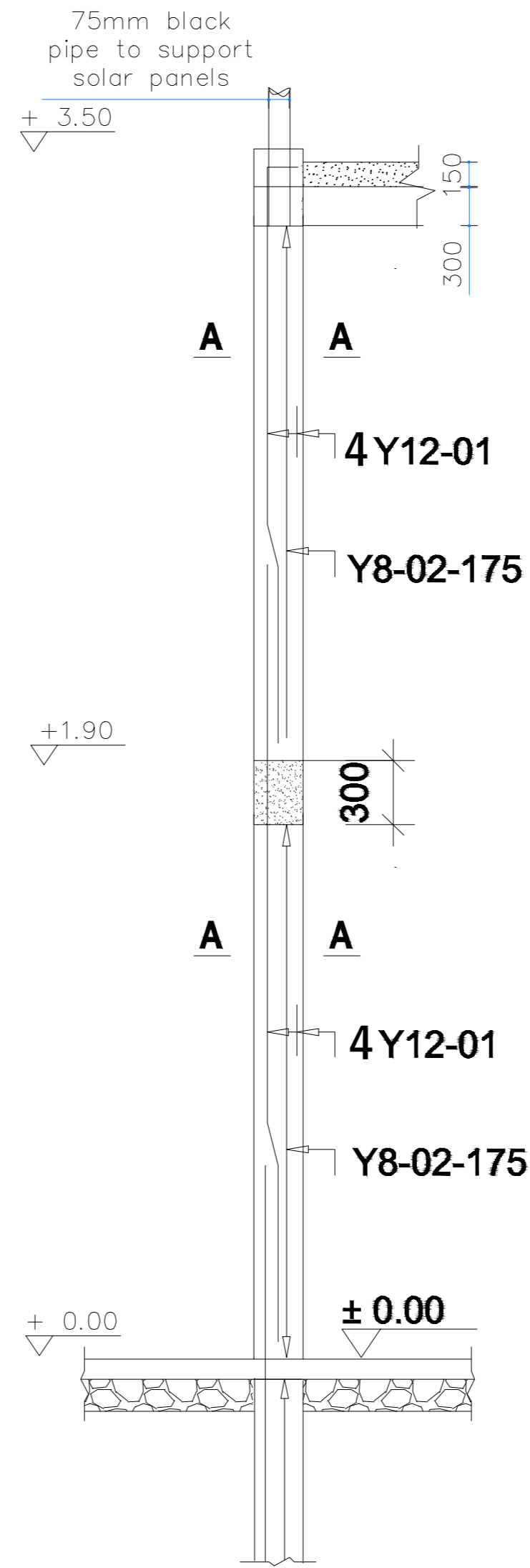
Checked by

Drawing Number

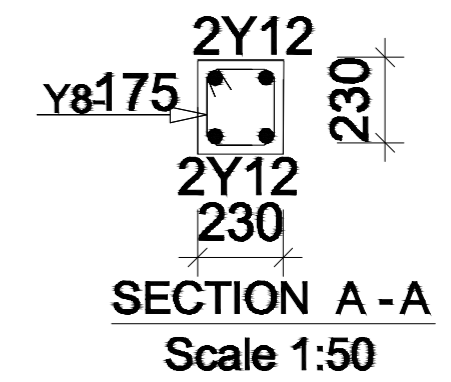
ENABEL/ARCH/DWG028



FOOTING F1 (1000x1000x300) 4Nos.
Scale 1:50



COLUMN C1(230x230), 4Nos
Scale 1:100



WEZESHA BINTI PROJECT:
CONSTRUCTION OF DORMITORIES AND SWASH
AT KIGOMA REGION.

District

- Kigoma MC
- Kigoma DC
- Kasulu TC
- Kasulu DC
- Kibondo DC

Client

MINISTRY OF EDUCATION, SCIENCE &
TECHNOLOGY

Supervisor

REGIONAL ENGINEER RAS OFFICE - KIGOMA

Donor

WEZESHA BINTI, ENABEL, Belgian Development Agency
P.O. Box 24 Kigoma, Tanzania

Consultant:



GENERAL NOTES:

1. All dimensions are in mm
2. Depth of foundation may change due to subsoil condition
3. Scale : Not to scale

BUILDING TYPE: 88 - Students Hostel Building

Drawing Title

DETAILS

Date

October, 2024

Scale

1:40

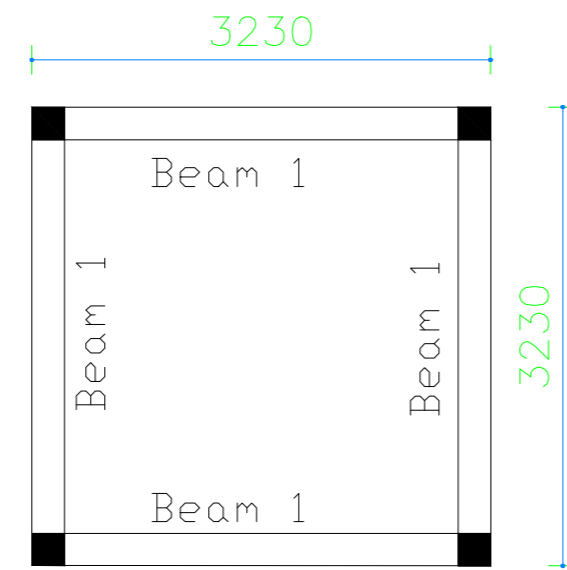
Drawn by

PEAKEY INTERNATIONAL

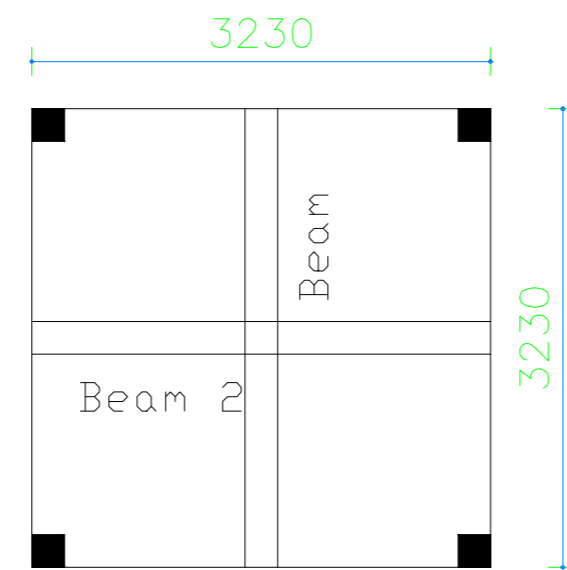
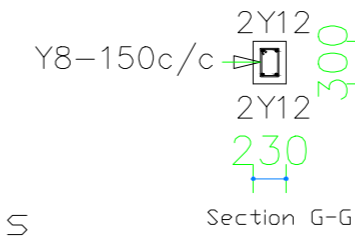
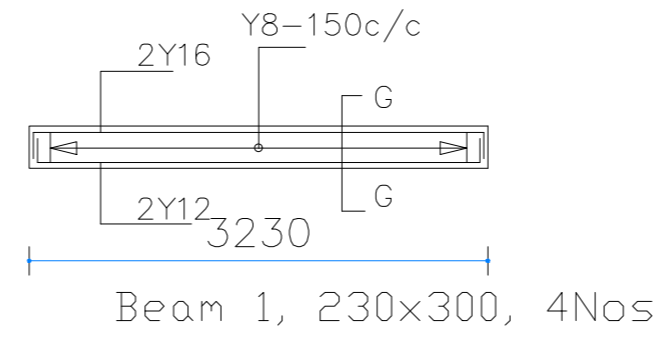
Checked by

Drawing Number

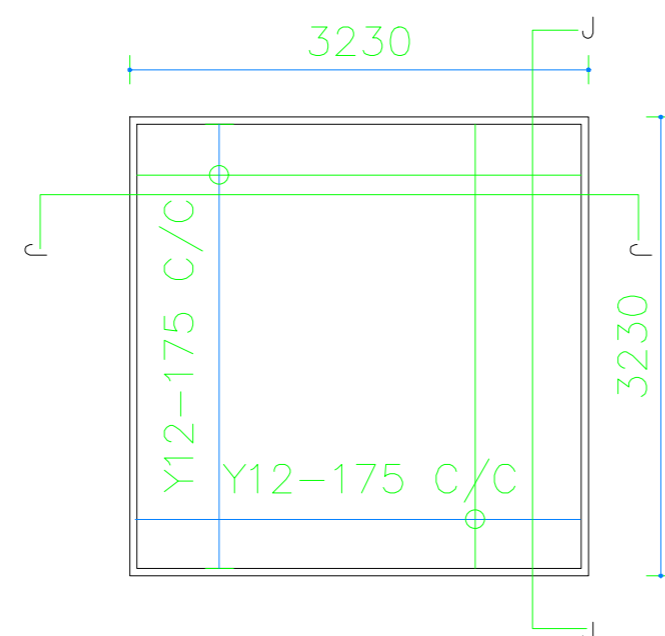
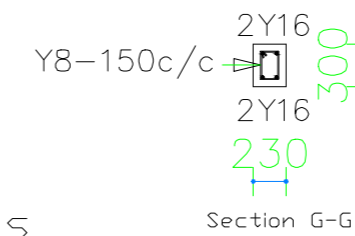
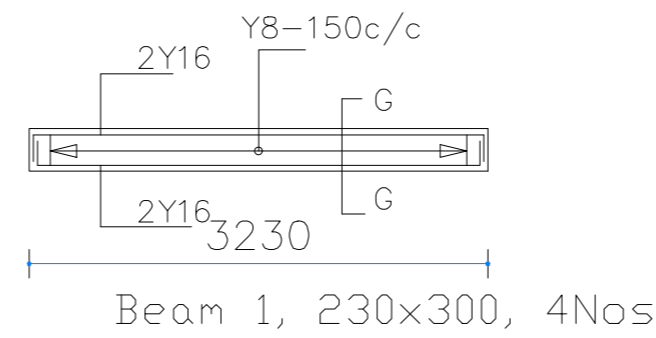
ENABEL/ARCH/DWG029



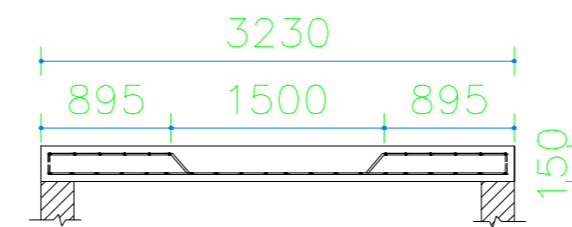
Beams Plan at level +2.0



Roof Beams 230x300, 2Nos



Details to roof slab



Roof Slab 1Nos



WEZESHA BINTI PROJECT:
CONSTRUCTION OF DORMITORIES AND SWASH
AT KIGOMA REGION.

District

- Kigoma MC
- Kigoma DC
- Kasulu TC
- Kasulu DC
- Kibondo DC

Client

MINISTRY OF EDUCATION, SCIENCE &
TECHNOLOGY

Supervisor

REGIONAL ENGINEER RAS OFFICE - KIGOMA

Donor

WEZESHA BINTI, ENABEL, Belgian Development Agency
P.O. Box 24 Kigoma, Tanzania

Consultant:



GENERAL NOTES:

1. All dimensions are in mm
2. Depth of foundation may change due to subsoil condition
3. Scale : Not to scale

BUILDING TYPE: 88 - Students Hostel Building

Drawing Title

DETAILS

Date

October,2024

Scale

1:40

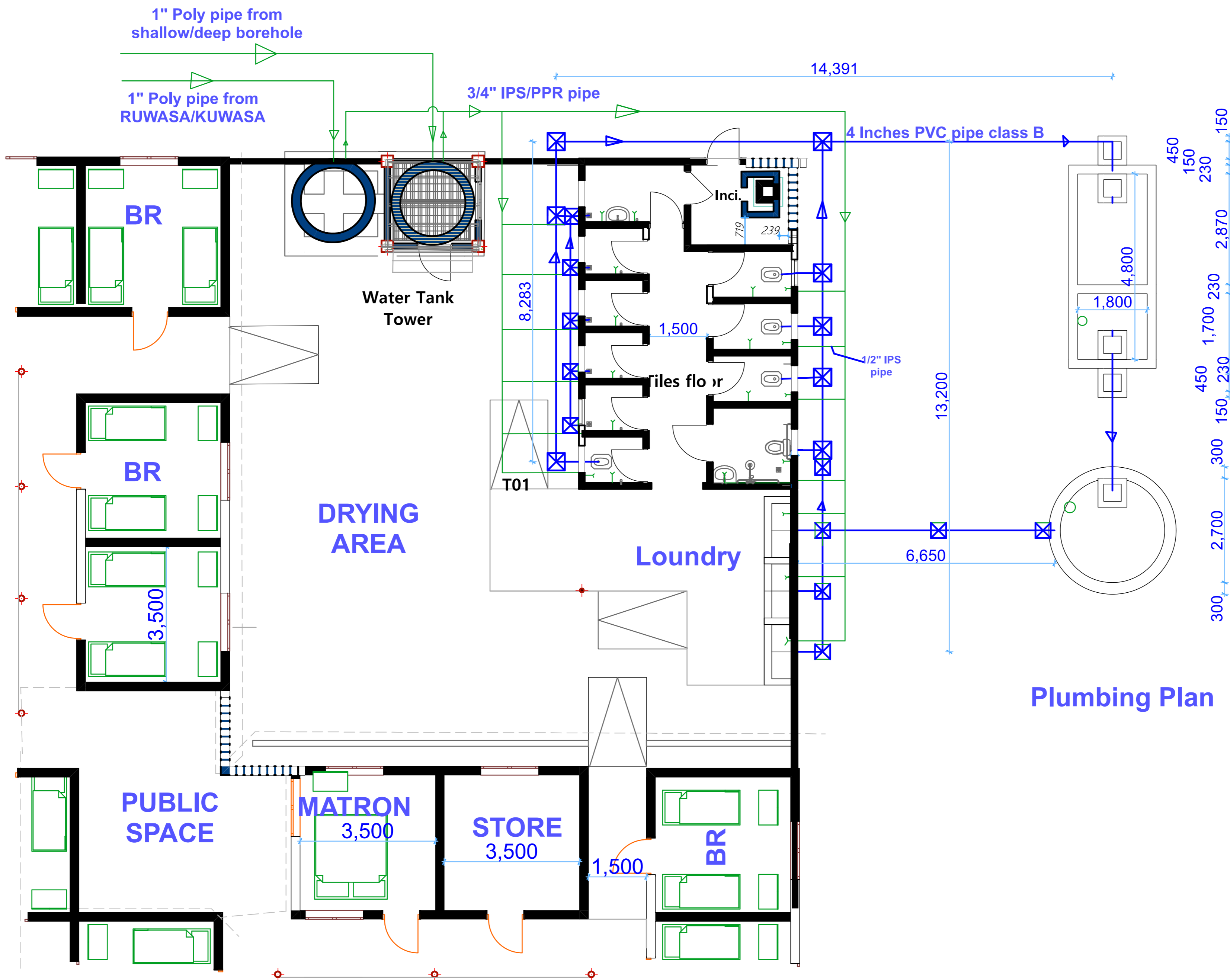
Drawn by

PEAKEY INTERNATIONAL

Checked by

Drawing Number

ENABEL/ARCH/DWG030



Note:
 *Depth of septic tank: 2m inlet , 1.8m outlet. Plaster 1:3 cement to sand plus water proof additives.
 *Slab : 150mm thick reinforced concrete with Y12- 175 c//c top and bottom single face only , 50mm cover
 *Depth of soak pit: 3.5m
 *Slab : 150mm thick reinforced concrete with Y12- 175 c//c top and bottom both face, 50mm cover

Plumbing Plan



WEZESHA BINTI PROJECT:
 CONSTRUCTION OF DORMITORIES AND SWASH
 AT KIGOMA REGION.

District

- Kigoma MC
- Kigoma DC
- Kasulu TC
- Kasulu DC
- Kibondo DC

Client

MINISTRY OF EDUCATION, SCIENCE &
 TECHNOLOGY

Supervisor

REGIONAL ENGINEER RAS OFFICE - KIGOMA

Donor

WEZESHA BINTI, ENABEL, Belgian Development Agency
 P.O. Box 24 Kigoma, Tanzania

Consultant:



GENERAL NOTES:

1. All dimensions are in mm
2. Depth of foundation may change due to subsoil condition
3. Scale : Not to scale

BUILDING TYPE: 88 - Students Hostel Building

Drawing Title

PLUMBING SYSTEM

Date

October,2024

Scale

1:60

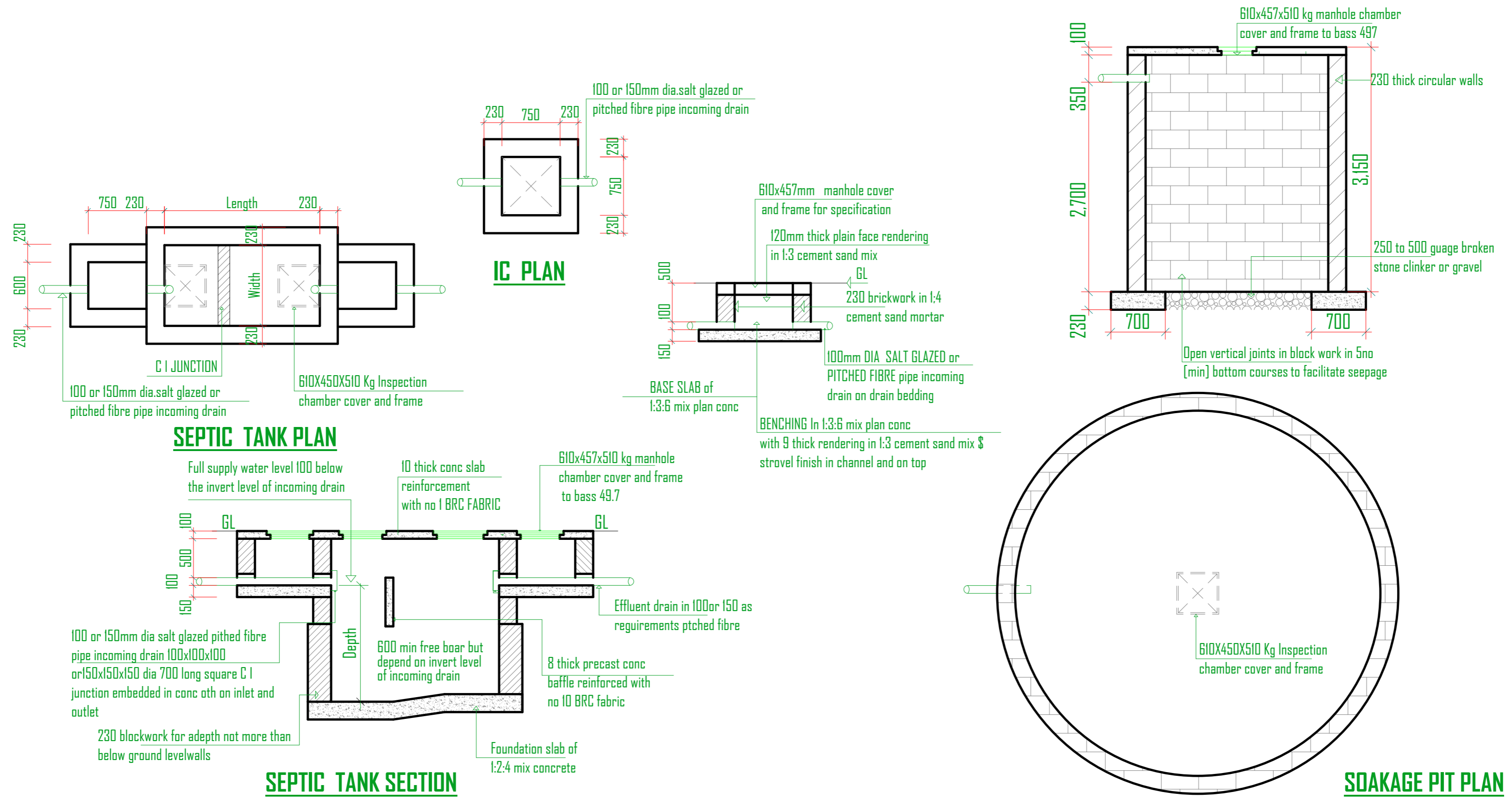
Drawn by

PEAKEY INTERNATIONAL

Checked by

Drawing Number

ENABEL/ARCH/DWG026

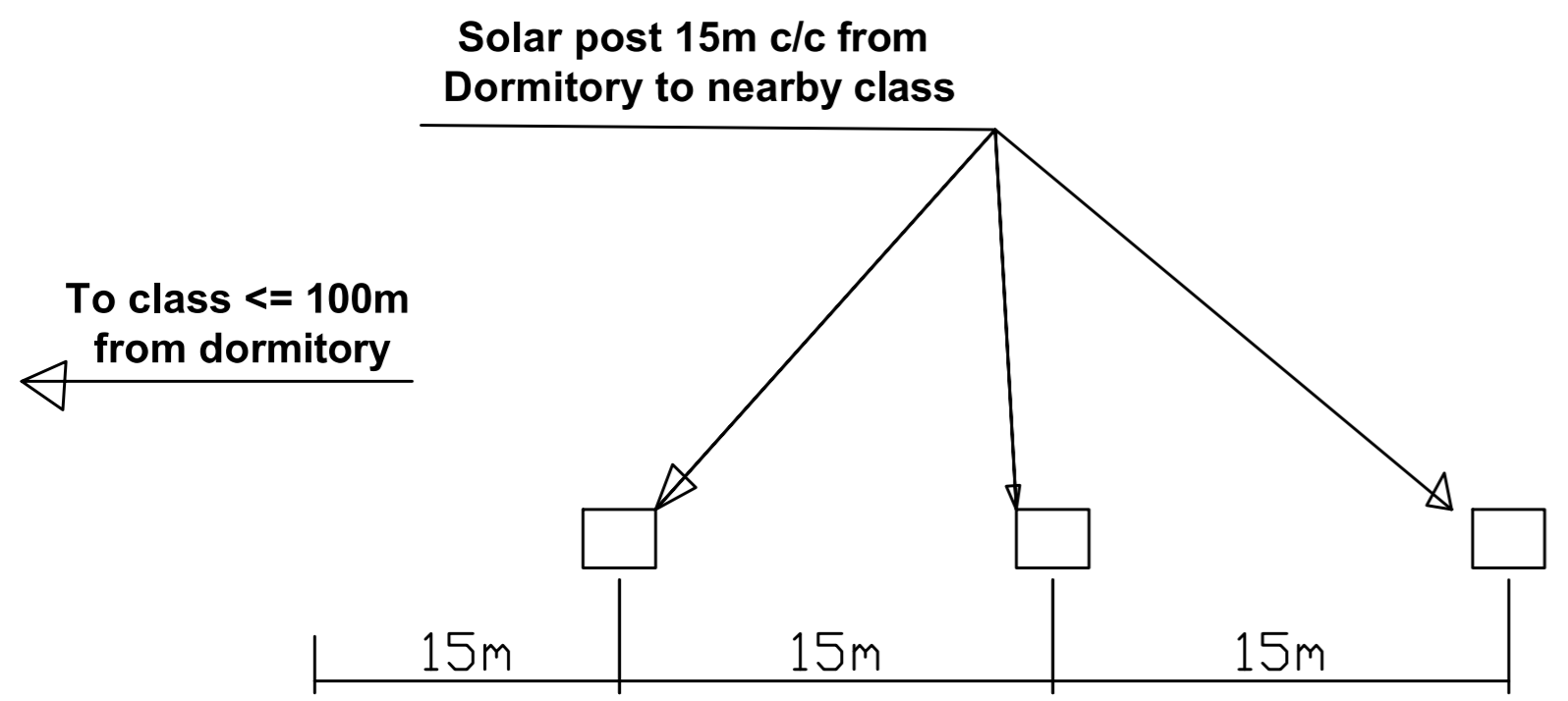
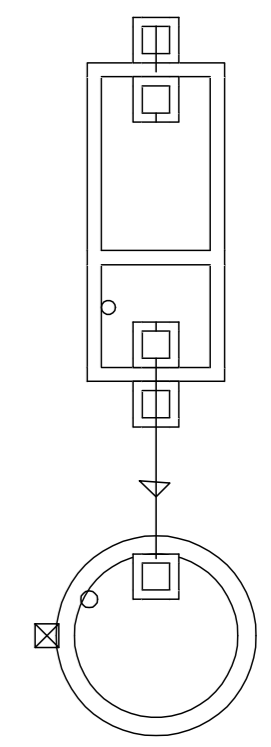
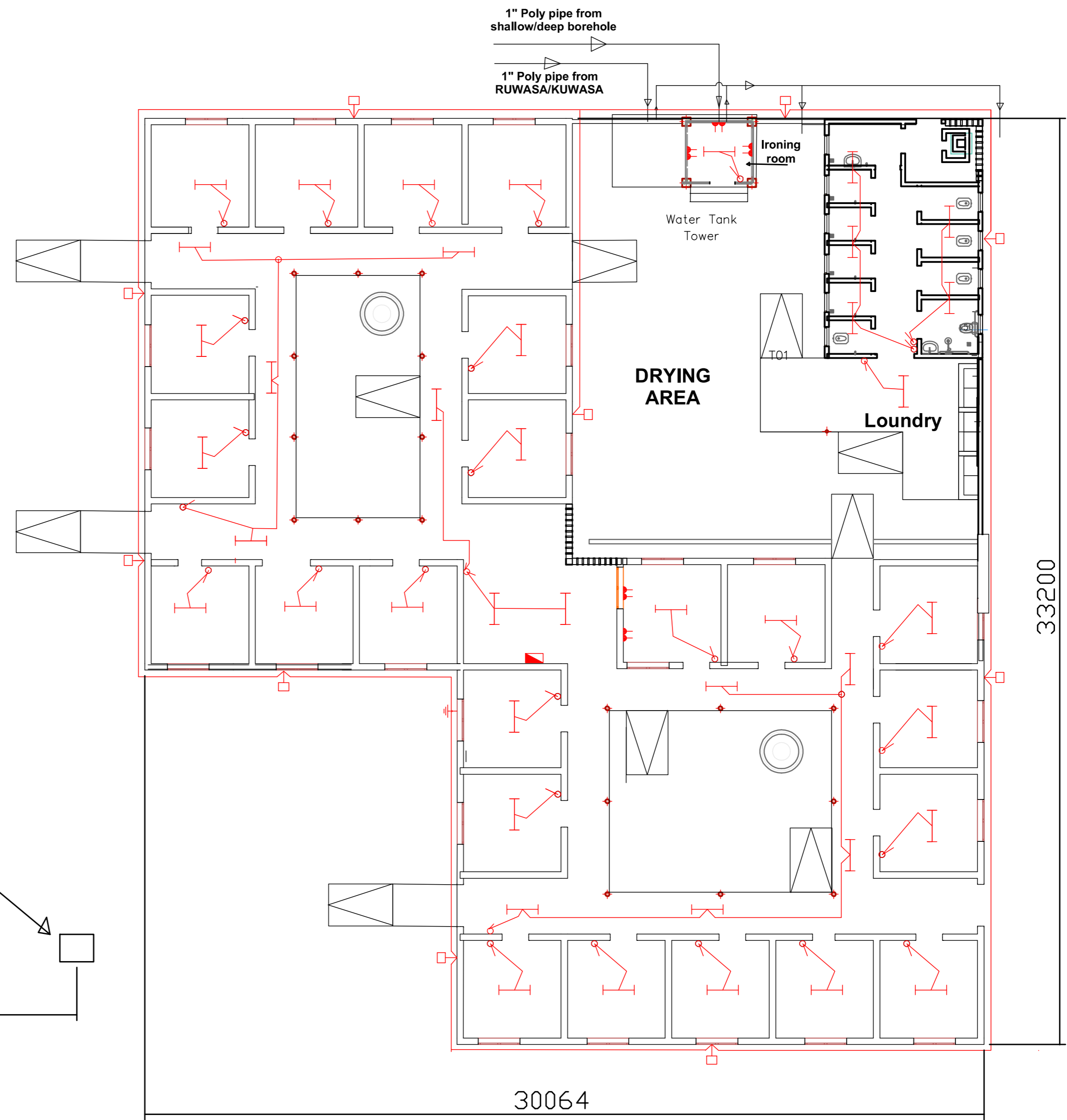


| TABLE 1 SEPTIC TANKS SIZE | | | | | | | TABLE 2 SOAKAWAY SIZES TYPE B | | | | | All dimension are read in centimetres unless otherwise specified. Septic tanks must be constructed not less than a distance of 6m from the nearest building and must be vented back through incoming drain by providing with stock vent or soil cum vent pipe rising over the eaves and duly fitted with mosquito proofed screens etc. Septic tanks must be constructed proofed by adding puldo or some other water proofing agent or approved make in all mass concret and rendering. Provide the following limiting slope for different drain | | |
|---------------------------|-----------------------|-------------------------|----------------|-------|-------|------------|-------------------------------|------|-----------------------|-------------------------|---|---|---------------------------|-----------|
| Type | All Wastes No of uses | Soil wastes no of users | DIMENSIONS [M] | | | VOLUME [M] | CAPACITY | Type | All Wastes No of uses | Soil wastes no of users | Internal diameter of soakaway[3 meters] | | | |
| | | | LENGTH | WIDTH | DEPTH | | | | | | Drain Pipe Dia | | Min slope | Min slope |
| 1 | 7 | 10 | 2.00 | 1.00 | 1.30 | 2.60 | 2600 | 1 | 7 | 10 | 150 | 1:60 | 1:30 | |
| 2 | 7 | 20 | 2.20 | 1.00 | 1.50 | 3.30 | 3300 | 2 | 7 | 20 | 100 | 1:40 | 1:20 | |
| 3 | 15 | 30 | 2.50 | 1.20 | 1.70 | 5.10 | 5100 | 3 | 15 | 30 | Smaller | 1:30 | 1:15 | |
| 4 | 30 | 45 | 3.00 | 1.30 | 1.80 | 7.02 | 7020 | 4 | 30 | 45 | DRAWN | DATE | DRG NO M-00DS | |
| 5 | 40 | 60 | 3.40 | 1.50 | 1.80 | 9.18 | 9180 | 5 | 40 | 60 | STANDARD | STD. INSPECTION CHAMBER | SEPTIC TANK & SOAKAGE PIT | |
| 6 | 50 | 75 | 3.70 | 1.60 | 1.80 | 10.65 | 10650 | 6 | 50 | 75 | | | | |
| 7 | 60 | 90 | 4.20 | 1.70 | 1.80 | 12.85 | 12850 | 7 | 60 | 90 | | | | |
| 8 | 75 | 105 | 4.50 | 1.80 | 2.00 | 16.20 | 16200 | 8 | 75 | 105 | | | | |
| 9 | 85 | 120 | 4.80 | 1.80 | 2.00 | 17.28 | 17280 | 9 | 85 | 120 | | | | |

NOTES: All dimension are in mm.
Please do not scale the drawing.

| | | | | | |
|--|---|---|--|--|--|
| <p>WEZESHA BINTI PROJECT: CONSTRUCTION OF DORMITORIES AND SWASH AT KIGOMA REGION.</p> | <p>District</p> <ul style="list-style-type: none"> Kigoma MC Kigoma DC Kasulu TC Kasulu DC Kibondo DC | <p>Client</p> <p>MINISTRY OF EDUCATION, SCIENCE & TECHNOLOGY</p> | <p>Consultant:</p> <p>PEAKEY INTERNATIONAL CONSULTING ENGINEERING Consulting Excellence</p> | <p>GENERAL NOTES:</p> <ol style="list-style-type: none"> All dimensions are in mm Depth of foundation may change due to subsoil condition Scale : Not to scale <p>BUILDING TYPE: 120 - Students Hostel Building</p> | <p>Drawing Title</p> <p>SEWAGE SYSTEM DETAILS</p> |
| | | <p>Supervisor</p> <p>REGIONAL ENGINEER RAS OFFICE - KIGOMA</p> | | | <p>Date</p> <p>October, 2024</p> |
| | | <p>Donor</p> <p>WEZESHA BINTI, ENABEL, Belgian Development Agency P.O. Box 24 Kigoma, Tanzania</p> | | | <p>Scale</p> <p>1:45</p> |
| | | | | | <p>Drawn by</p> <p>PEAKEY INTERNATIONAL</p> |
| | | | | | <p>Checked by</p> <p></p> |
| | <p>Drawing Number</p> <p>ENABEL/ARCH/DWG022</p> | | | | |

ELECTRICAL DRAWINGS



Enabel
WEZESHA BINTI PROJECT:
 CONSTRUCTION OF DORMITORIES AND SWASH
 AT KIGOMA REGION.

| | |
|-----------------|------------|
| District | Kigoma MC |
| | Kigoma DC |
| | Kasulu TC |
| | Kasulu DC |
| | Kibondo DC |

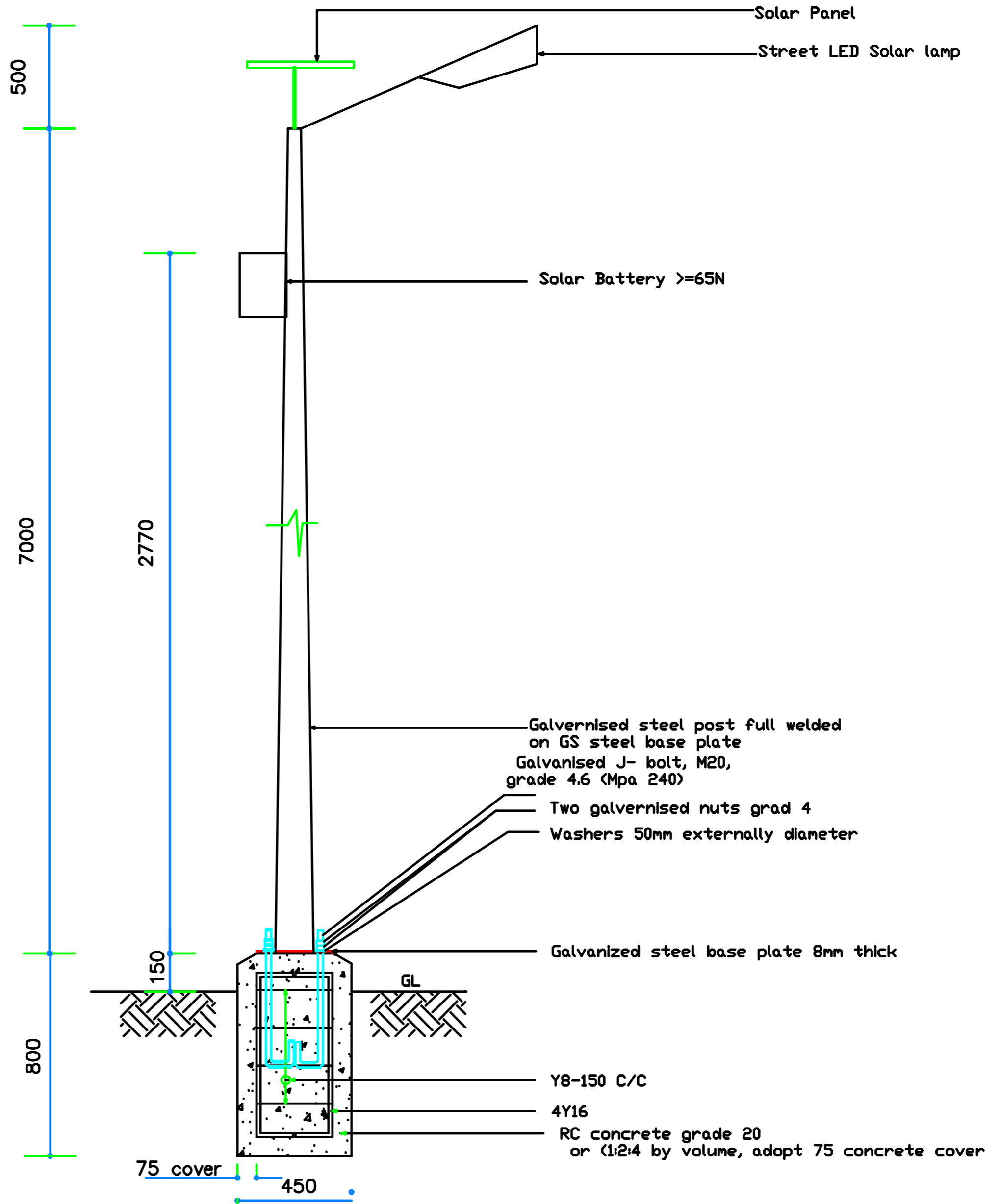
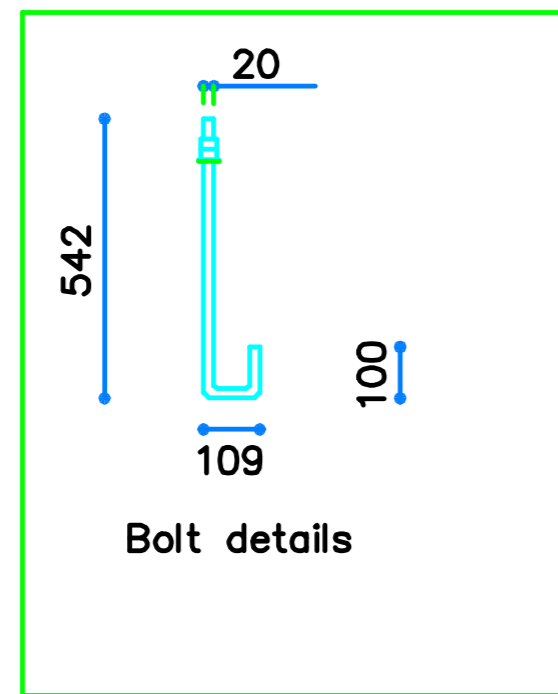
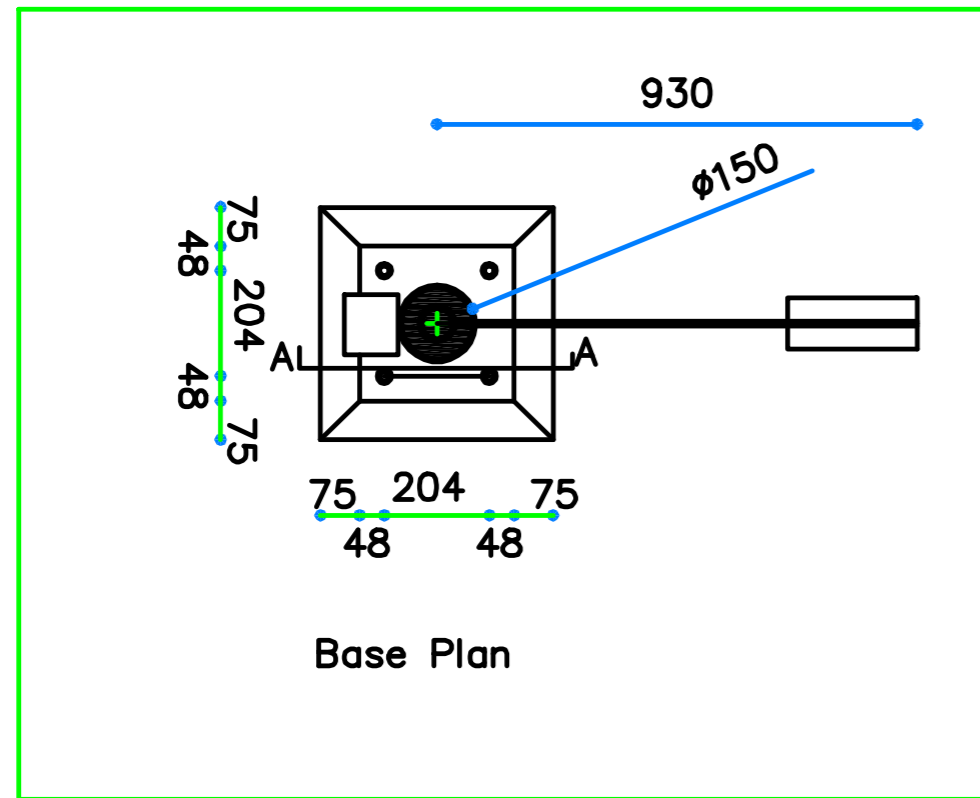
| | |
|-------------------|---|
| Client | MINISTRY OF EDUCATION, SCIENCE & TECHNOLOGY |
| Supervisor | REGIONAL ENGINEER RAS OFFICE - KIGOMA |
| Donor | WEZESHA BINTI, ENABEL, Belgian Development Agency P.O. Box 24 Kigoma, Tanzania |

Consultant:

PEAKEY INTERNATIONAL CONSULTING
ENGINEERING
Consulting Excellence

| |
|--|
| GENERAL NOTES: |
| 1. All dimensions are in mm |
| 2. Depth of foundation may change due to subsoil condition |
| 3. Scale : Not to scale |
| BUILDING TYPE: 88 - Students Hostel Building |

| | |
|-----------------------|----------------------|
| Drawing Title | FLOOR PLAN |
| Date | October,2024 |
| Scale | 1:65 |
| Drawn by | PEAKEY INTERNATIONAL |
| Checked by | |
| Drawing Number | ENABEL/ARCH/DWG031 |



Section A-A - Solar lighting pole



WEZESHA BINTI PROJECT:
CONSTRUCTION OF DORMITORIES AND SWASH
AT KIGOMA REGION.

District

- Kigoma MC
- Kigoma DC
- Kasulu TC
- Kasulu DC
- Kibondo DC

Client

MINISTRY OF EDUCATION, SCIENCE &
TECHNOLOGY

Supervisor

REGIONAL ENGINEER RAS OFFICE - KIGOMA

Donor

WEZESHA BINTI, ENABEL, Belgian Development Agency
P.O. Box 24 Kigoma, Tanzania

Consultant:



GENERAL NOTES:

1. All dimensions are in mm
2. Depth of foundation may change due to subsoil condition
3. Scale : Not to scale

BUILDING TYPE: 88 - Students Hostel Building

Drawing Title

SOLAR POLE

Date

October,2024

Scale

1:40

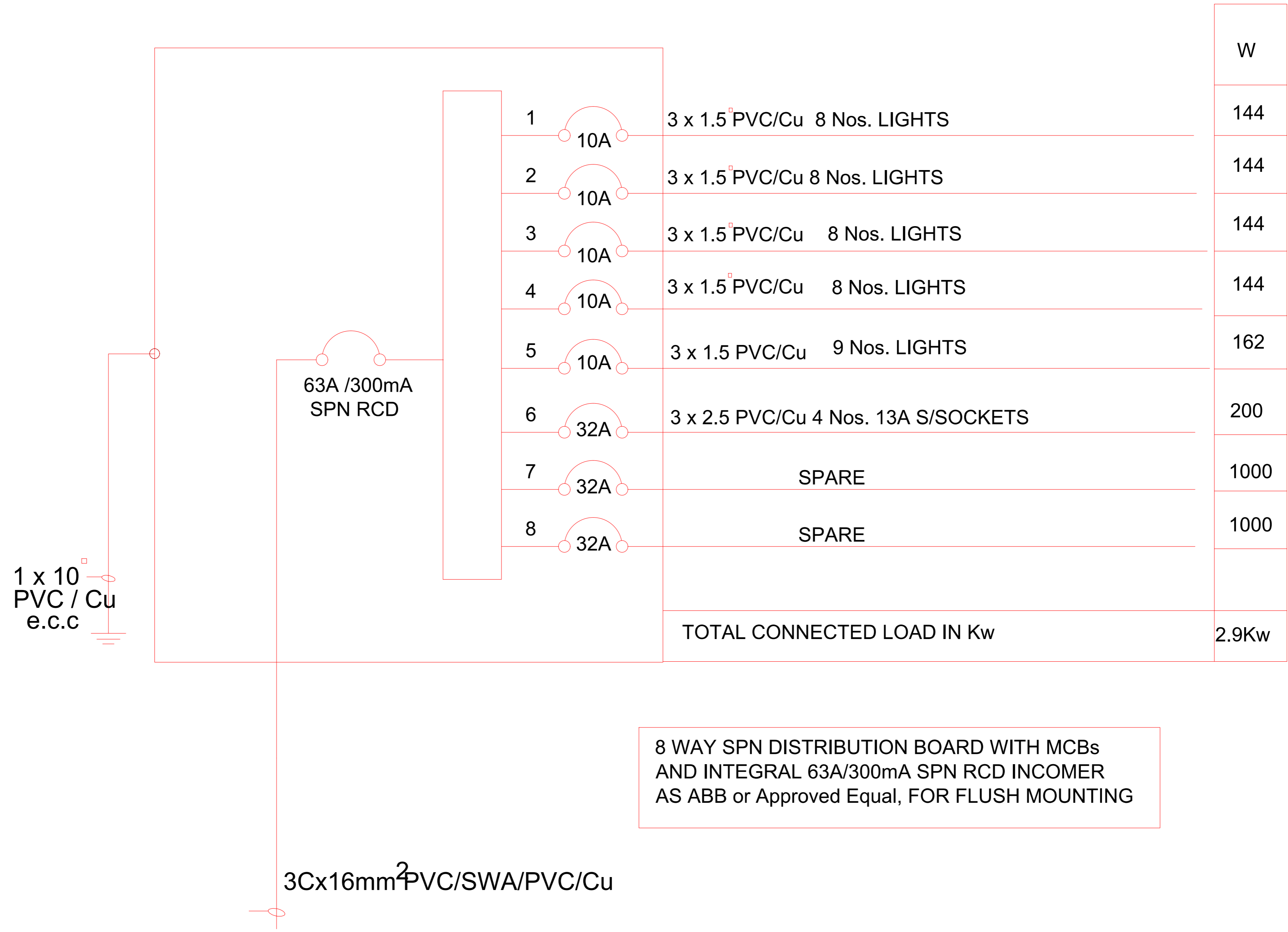
Drawn by

PEAKEY INTERNATIONAL

Checked by

Drawing Number

ENABEL/ARCH/DWG027



| | | | | | | | | | |
|---|----------------|--------------------|---------------------------------------|---|--|----------------|--|---------------|--------------|
| WEZESHA BINTI PROJECT: CONSTRUCTION OF DORMITORIES AND SWASH AT KIGOMA REGION. | District | Kigoma MC | Client | MINISTRY OF EDUCATION, SCIENCE & TECHNOLOGY | PEAKEY INTERNATIONAL CONSULTING ENGINEERING <small>Consulting Excellence</small> | GENERAL NOTES: | 1. All dimensions are in mm 2. Depth of foundation may change due to subsoil condition 3. Scale : Not to scale | Drawing Title | DETAILS |
| | | Kigoma DC | | | | | | | |
| | | Supervisor | REGIONAL ENGINEER RAS OFFICE - KIGOMA | | | | | | |
| | | Kasulu TC | Donor | WEZESHA BINTI, ENABEL, Belgian Development Agency P.O. Box 24 Kigoma, Tanzania | | | | Date | October,2024 |
| | | Kasulu DC | | | | | | Scale | 1:35 |
| Kibondo DC | Drawing Number | ENABEL/ARCH/DWG032 | | | | | | | |
| | | | | | | BUILDING TYPE: | 88 - Students Hostel Building | | |

KEY TO SYMBOLS

| SYMBOL | DESCRIPTION | MOUNTING HEIGHT |
|--------|--|------------------|
| | Distribution Board with integral RCD | 2000 mm AFFL |
| | ENERGY SAVER Bulkhead light Fitting | Wall Mounted |
| | 4FT Single LED TUBE Light | On Ceiling |
| | Ceiling Fan | On Ceiling |
| | Fan Regulator | 1500 mm AFFL |
| | 1 gang 1way Switch | 1500 mm AFFL |
| | 1 gang 2way Switch | 1500 mm AFFL |
| | 2 gang 2way Switch | 1500 mm AFFL |
| | 3 gang 1way Switch | |
| | 2 gang 1way Switch | 1500 mm AFFL |
| | 4 gang 1way Switch | 1500 mm AFFL |
| | Twin Switch Socket | 450 mm AFFL |
| | Ceiling light complete with energy saver/LED 11w | on ceiling level |
| | Earth point | |



WEZESHA BINTI PROJECT:
CONSTRUCTION OF DORMITORIES AND SWASH
AT KIGOMA REGION.

District

Kigoma MC
Kigoma DC
Kasulu TC
Kasulu DC
Kibondo DC

Client

MINISTRY OF EDUCATION, SCIENCE &
TECHNOLOGY

Supervisor

REGIONAL ENGINEER RAS OFFICE - KIGOMA

Donor

WEZESHA BINTI, ENABEL, Belgian Development Agency
P.O. Box 24 Kigoma, Tanzania

Consultant:



GENERAL NOTES:

1. All dimensions are in mm
2. Depth of foundation may change due to subsoil condition
3. Scale : Not to scale

BUILDING TYPE: 88 - Students Hostel Building

Drawing Title

DETAILS

Date

October,2024

Scale

1:35

Drawn by

PEAKEY INTERNATIONAL

Checked by

Drawing Number

ENABEL/ARCH/DWG033